

2005

GRAY
TELEVISION, INC.

annual report

Consistent with our heritage and a strategic vision that has been implemented since 1993, Gray focuses on three key areas to provide continuing growth:

- Extending exceptional news services to local communities
- Improving operations through innovative marketing initiatives and focused cost control
- Acquiring, on a selective basis, well-managed properties in mid-sized markets that offer excellent future growth potential.

With the acquisition of KKCO-TV in Grand Junction, Colorado in January 2005; WSWG-TV in Albany, Georgia in November 2005; WSAZ-TV in Charleston-Huntington, West Virginia in November 2005; and WNDU-TV in South Bend, Indiana in March 2006, Gray's outstanding portfolio of full power television stations has grown to 36 serving 30 markets. Of these, 24 stations are ranked number 1 in local news and 24 stations are ranked number 1 in their respective markets.

Gray's market-leading operations provide it with an excellent continuing opportunity to grow, maximize operating performance and to increase shareholder value.



▲ TELEVISION BROADCASTING

1



2



3



4



5



6



7



8



9



10



11



12



13



14



15



16



17



18



19



20



21



22



23



24



25



26



27



28



29



30



31



TELEVISION BROADCASTING

DMA Rank (a)	Market	Station	FCC Assigned		Affiliation		FCC License Expiration Date	Station Rank in DMA (b)	Station News Rank in DMA (c)	In Market Share of Household Viewing (d)	Television Households (a) (in thousands)
			Analog Channel	Digital Channel	Network	Expiration					
1	58 Knoxville, TN	WVLT	8	30	CBS	12/31/14	8/1/05(h)	2	2	23%	516
2	63 Lexington, KY	WKYT	27	13	CBS	12/31/14	8/1/05(h)	1	1	35%	479
3	64 Charleston— Huntington, WV	WSAZ	3	23	NBC	01/1/09	10/1/12	1	1	51%	478
4	66 Wichita—Hutchinson, KS (Colby, KS) (Garden City, KS)	KAKE	10	21	ABC	12/31/13	6/1/06	2	2	28%	446
		KLBY(e)	4	17	ABC	12/31/13	6/1/06	2	2		
		KJPK(e)	13	18	ABC	12/31/13	6/1/06	2	2		
5	75 Omaha, NE	WOWT	6	22	NBC	1/1/12	6/1/06	1	1	31%	400
6	85 Madison, WI	WMTV	15	19	NBC	1/1/12	12/1/05(h)	2	2	25%	366
7	87 South Bend, IN	WNDU	16	42	NBC	12/31/10	08/1/13	1	1	35%	333
8	93 Colorado Springs, CO	KKTU	11	10	CBS	12/31/14	4/1/06	1	2	37%	315
9	94 Waco-Temple-Bryan, TX (Bryan, TX)	KWTX	10	53	CBS	12/31/14	8/1/06	1	1	43%	311
10		KBTX(f)	3	50	CBS	12/31/14	8/1/06	1	1		
11	103 Lincoln—Hastings Kearney, NE (Grand Island, NE)	KOLN	10	25	CBS	12/31/14	6/1/06	1	1	53%	274
		KGIN(g)	11	32	CBS	12/31/14	6/1/06	1	1		
12	105 Greenville—New Bern— Washington, NC	WITN	7	32	NBC	1/1/12	12/1/04(h)	2	2	33%	271
13	109 Tallahassee, FL— Thomasville, GA	WCTV	6	46	CBS	12/31/14	4/1/05(h)	1	1	57%	261
14	110 Lansing, MI	WILX	10	57	NBC	1/1/12	10/1/05(h)	2	1	34%	257
15	112 Reno, NV	KOLO	8	9	ABC	12/31/13	10/1/06	1	1	31%	264
16	115 Augusta, GA	WRDW	12	31	CBS	12/31/14	4/1/05(h)	1	1	35%	247
17	123 La Crosse— Eau Claire, WI	WEAU	13	39	NBC	1/1/12	12/1/05(h)	1	1	34%	224
18	133 Rockford, IL	WIFR	23	41	CBS	12/31/14	12/1/05(h)	2	2	32%	183
19	134 Wausau— Rhinelander, WI	WSAW	7	40	CBS	12/31/14	12/1/05(h)	1	1	40%	182
20	136 Topeka, KS	WIBW	13	44	CBS	12/31/14	6/1/06	1	1	49%	171
21	147 Albany, GA	WSWG	44	43	CBS/UPN	8/31/07	4/1/13	N/A(i)	N/A(i)	N/A(i)	152
22	157 Panama City, FL	WJHG	7	8	NBC	1/1/12	2/1/05(h)	1	1	45%	135
23	161 Sherman, TX—Ada, OK	KXII	12	20	CBS	12/31/14	8/1/06	1	1	66%	124
24	172 Dothan, AL	WTVY	4	36	CBS	12/31/14	4/1/05(h)	1	1	67%	98
25	181 Harrisonburg, VA	WHSV	3	49	ABC	12/31/13	10/1/12	1	1	95%	86
26	183 Bowling Green, KY	WBKO	13	33	ABC	12/31/13	8/1/05(h)	1	1	83%	75
27	184 Meridian, MS	WTOK	11	49	ABC	12/31/13	6/1/05(h)	1	1	67%	72
28	186 Charlottesville, VA	WCAV	19	19	CBS	8/15/14	10/1/12(j)	2	2	10%	75
		WVAW	16		ABC	12/31/13	10/1/12(j)	3	3		
		WAHU	27		FOX	06/30/08	10/1/12(j)	4	4		
29	187 Grand Junction, CO	KKCO	11	12	NBC	7/30/06	4/30/08	1	1	38%	65
30	190 Parkersburg, WV	WTAP	15	49	NBC	1/1/12	10/1/04(h)	1	1	93%	64
31	Note(k) Hazard, KY	WYMT	57	12	CBS	12/31/14	8/1/05(h)	1	1	31%	189

7,113(i)

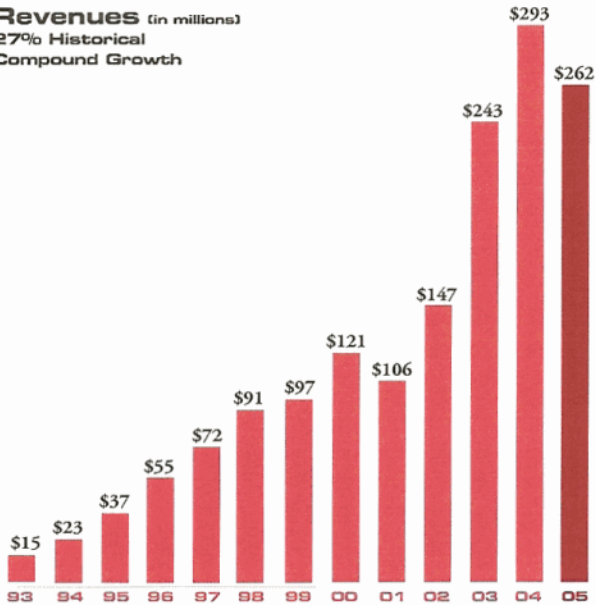
(a) Based on data published by Nielsen or other public sources for the 2005-2006 television season for each DMA.
 (b) Based on the average of Nielsen data for November, July, May and February 2005 rating periods, Sunday to Saturday, 6 a.m. to 2 a.m.
 (c) Based on management's review of Nielsen data for November, July, May and February 2005 rating periods for various news programs.
 (d) "In market share of households viewing television" represents the average percentage of the station's audience as a percentage of all viewing by households of local commercial stations in the market. Except for WYMT-TV, in market share data is based on our review of the Nielsen data for the November, July, May and February, 2005 rating periods, Sunday to Saturday, 6 a.m. to 2 a.m. For WYMT-TV, in market share data is based on our review of the Nielsen data for the November, May and February 2005 rating periods, Sunday to Saturday, 6 a.m. to 2 a.m. WYMT-TV does not receive data for the July period.
 (e) KLBY-TV and KJPK-TV are satellite stations of KAKE-TV under FCC rules and retransmit the signal of the primary station and may offer some locally originated programming such as local news.

(f) KBTX-TV is a satellite station of KWTX-TV under FCC rules and retransmits the signal of the primary station and may offer some locally originated programming such as local news.
 (g) KGIN-TV is a satellite station of KOLN-TV under FCC rules and retransmits the signal of the primary station and may offer some locally originated programming such as local news.
 (h) License renewal application has been filed with the Federal Communication Commission (the "FCC") and renewal is pending. As of the date of filing the Annual Report, the Company anticipates that all pending applications will be renewed in due course.
 (i) Data not available; this station does not currently subscribe to Nielsen.
 (j) Original license application pending with the FCC. If license is granted as expected, the expiration date of the license is expected to be October 1, 2012.
 (k) The Company considers WYMT-TV's service area as a separate television market. This area is a special 17 county trading area as defined by Nielsen and is part of the Lexington, KY DMA.
 (l) Approximately 6.5% of all US television households.

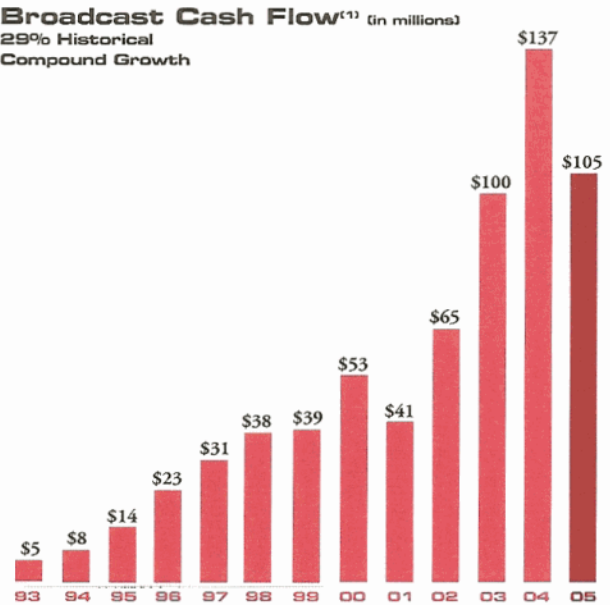
FINANCIAL HIGHLIGHTS

Historical

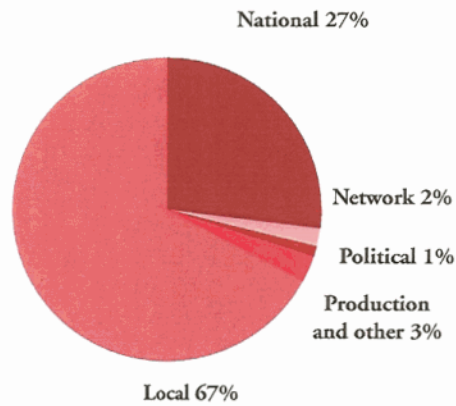
Revenues (in millions)
27% Historical
Compound Growth



Broadcast Cash Flow⁽¹⁾ (in millions)
29% Historical
Compound Growth



2005 Revenue by Category
\$262 million



⁽¹⁾ Excludes results of the company's publishing and wireless operations that were spun off on December 30, 2005.

⁽²⁾ See "Annual Report Notes" immediately following the enclosed form 10-K for the definition of "Broadcast Cash Flow."

TO OUR SHAREHOLDERS

Our television stations continued the tradition of being market leading local news organizations in the cities where we operate. The company has enhanced its industry leading portfolio of high quality television stations through strategic acquisitions and innovative use of its digital spectrum. Gray has 24 of 36 stations ranked #1 in their respective local market for delivering news audiences and/or #1 in overall viewing audience delivery based on ratings information provided by the A.C. Nielsen Company. We believe no other major television station owner has, on a proportional basis, as many market leading television stations as Gray. Our ability to be the dominant local news and information content provider in the markets we serve is the core strength upon which the company's successful operating results have been built.

On December 30, 2005, we completed the spinoff of our publishing and wireless businesses and achieved our goal of becoming a "pure-play" television broadcasting company.

We were generally pleased with the company's operating results for the year ended December 31, 2005 after considering it was the off-year of the biennial political cycle. Our local revenue grew nearly 9% over 2004. While the television station acquisitions we made during 2005 contributed to that growth, we are very pleased with the 6% rate of growth in our core television local advertising sales revenues for the television operations we have continuously operated since January 1, 2004. With local advertising sales, the company can leverage its strong news operations to attract a disproportionate share of the individual market's revenue. This growth in the core local advertising revenue helped us compensate in part for the \$38.8 million cyclical decrease in political advertising revenues. Because of the number of strong market leading television stations the company operates, we have historically earned a disproportionately large share of political advertising revenue especially in the even numbered years when there are significant amounts being spent for political advertising. While this always makes the "off-year" comparisons such as 2005 more challenging, we prefer to have the significant "even-year" political spending regardless of any difficulty in the "odd-year" comparison. Due primarily to the political advertising cycle, total revenue decreased 11% in 2005 to approximately \$261.6 million compared to \$293.3 million in 2004 and Gray's 2005 broadcast cash flow decreased 24% to approximately \$104.6 million compared to 2004 results of \$137.2 million.

During 2005 the company continued to grow by expanding its group of television stations. We completed the \$14.2 million acquisition of KKCO, the NBC affiliate serving Grand Junction, Colorado in January 2005. Grand Junction is a rapidly growing area of Colorado and we look forward to this #1 rated station continuing to grow with the local area. In November 2005 we acquired WSAZ, the NBC affiliate serving Charleston – Huntington, West Virginia for \$185.8 million. WSAZ's historic #1 rated news and overall audience ratings, revenues and broadcast cash flow makes the station operationally the largest station currently owned by Gray. We also announced in 2005 and completed in March 2006 the \$85 million acquisition of WNDU, the #1 rated NBC affiliate serving South Bend, Indiana. We believe the WNDU acquisition provides the company with a unique opportunity to significantly grow the station's revenues and broadcast cash flow over the next few years. Collectively, we believe these acquisitions provided Gray with the opportunity to purchase high quality television stations in attractive markets and they will provide significant contributions to the company's overall future growth.

We also grew in 2005 by launching three more second channels of programming by multicasting our digital broadcast spectrum in three different markets. We had previously launched three such channels in 2004. The second channel programming is delivered to local cable operators using a portion of our digital television spectrum.

Already in 2006 we have launched an additional six digital channels and where feasible will continue to launch additional digital channels in other markets that Gray already serves. These new channels open new revenue opportunities for the company with very low operating and capital costs. We look forward to having these additional digital channels grow and develop over the next several years.

Looking ahead to 2006, Gray is committed to maximizing its operating potential. 2006 will be an "on-year" of the two year political advertising cycle and we anticipate the company will earn significant amounts of political revenue. However, we are not content to simply focus on the significant increase to our broadcast cash flow that will accompany the anticipated political revenue. We will continue to focus on maximizing our core local advertising revenues and controlling operating costs by improving our operational efficiency.


Gray's operating strengths and current capital structure should allow the company to generate a significant amount of cash from its operations over the near term. Our challenge continues to be how to utilize this cash to ultimately enhance shareholder value in both the near term as well as the long term. Our recent acquisitions were primarily financed by increasing our outstanding debt. While Gray's anticipated 2006 operating results should significantly reduce our leverage ratios, we also currently believe it is important to devote a substantial amount of the cash generated from our operations toward debt reduction during 2006. As our debt level reduces we will have greater flexibility to consider returning capital to shareholders in the form of stock repurchases, enhanced dividends, other special dividends or a combination thereof.

We are proud to note that Gray's first quarter 2006 dividend marks the 39th consecutive year the company has been paying dividends. We believe this long standing tradition of dividends speaks well of the company's ability to consistently deliver strong operating results on a long term basis.

The company's primary mission has remained unchanged for well over a decade. Gray maximizes its cash flow by striving to be the primary news content and/or entertainment provider to the people living in the communities we serve. We are proud of the community service projects we provide to the people living in the communities we serve. Gray is also fortunate to have dedicated and professional employees who work hard to fulfill the company's primary mission.

Gray will continue to be a leader in delivering news content and entertainment to the communities we serve. That in turn will allow the company to continue to deliver strong operating results. Gray's historic focus has been on the creation of long term value. We continue to believe executing this strategy is in the best interest of all shareholders.

As of March 16, 2006



J. Mack Robinson
Chairman and Chief Executive Officer



Robert S. Prather, Jr.
President and Chief Operating Officer

SECURITIES AND EXCHANGE COMMISSION

Washington, D.C. 20549

FORM 10-K

(Mark One)

- Annual report pursuant to Section 13 or 15(d) of the Securities Exchange Act of 1934 for the fiscal year ended December 31, 2005 or
- Transition report pursuant to Section 13 or 15(d) of the Securities Exchange Act of 1934 for the transition period from _____ to _____.

Commission File Number 1-13796

GRAY TELEVISION, INC.

(Exact Name of Registrant as Specified in Its Charter)

Georgia

(State or Other Jurisdiction of
Incorporation or Organization)

4370 Peachtree Road, NE

Atlanta, GA

(Address of Principal Executive Offices)

58-0285030

(I.R.S. Employer
Identification No.)

30319

(Zip Code)

Registrant's telephone number, including area code: **(404) 504-9828**

Securities registered pursuant to Section 12(b) of the Act:

Title of each class	Name of each exchange on which registered
Class A Common Stock (no par value)	New York Stock Exchange
Common Stock (no par value)	New York Stock Exchange

Securities registered pursuant to Section 12(g) of the Act: **NONE**

Indicate by check mark if the registrant is a well-known seasoned issuer, as defined in Rule 405 of the Securities Act. Yes No

Indicate by check mark if the registrant is not required to file reports pursuant to Section 13 or Section 15(d) of the Act. Yes No

Indicate by check mark whether the registrant (1) has filed all reports required to be filed by Section 13 or 15(d) of the Securities Exchange Act of 1934 during the preceding 12 months (or for such shorter period that the registrant was required to file such reports), and (2) has been subject to such filing requirements for the past 90 days. Yes No

Indicate by check mark if disclosure of delinquent filers pursuant to Item 405 of Regulation S-K is not contained herein, and will not be contained, to the best of the registrant's knowledge, in definitive proxy or information statements incorporated by reference in Part III of this Form 10-K or any amendment to this Form 10-K.

Indicate by check mark whether the registrant is a large accelerated filer, an accelerated filer, or a non-accelerated filer. See definition of "accelerated filer and large accelerated filer" in Rule 12b-2 of the Exchange Act. (Check one).

Large accelerated filer Accelerated filer Non-accelerated filer

Indicate by check mark whether the registrant is a shell company (as defined in Rule 12b-2 of the Act). Yes No

The aggregate market value of the voting stock (based upon the closing sales price quoted on the New York Stock Exchange) held by non-affiliates as of June 30, 2005: **Class A and Common Stock; no par value - \$586,316,233.**

The number of shares outstanding of the registrant's classes of common stock as of February 23, 2006: **Class A Common Stock; no par value - 5,752,845 shares; Common Stock, no par value - 43,051,781 shares**

DOCUMENTS INCORPORATED BY REFERENCE

Portions of the registrant's definitive proxy statement for the annual meeting of shareholders to be filed with the Commission pursuant to Regulation 14A is incorporated by reference into Part III hereof.

Gray Television Inc.

INDEX

<u>PART OR ITEM</u>	<u>DESCRIPTION</u>	<u>PAGE</u>
PART I		
Item 1.	Business.	3
Item 1A.	Risk Factors	20
Item 1B.	Unresolved Staff Comments	25
Item 2.	Properties.	26
Item 3.	Legal Proceedings.	30
Item 4.	Submission of Matters to a Vote of Security Holders.	32
Item 4A.	Executive Officers of the Registrant.	32
PART II		
Item 5.	Market for Registrant's Common Equity, Related Stockholder Matters and Issuer Purchases of Equity Securities.	34
Item 6.	Selected Financial Data.	36
Item 7.	Management's Discussion and Analysis of Financial Condition and Results of Operations.	38
Item 7A.	Quantitative and Qualitative Disclosures about Market Risk.	54
Item 8.	Financial Statements and Supplementary Data.	55
Item 9.	Changes in and Disagreements with Accountants on Accounting and Financial Disclosure.	99
Item 9A.	Controls and Procedures.	99
Item 9B.	Other Information.	99
PART III		
Item 10.	Directors and Executive Officers of the Registrant.	99
Item 11.	Executive Compensation.	99
Item 12.	Security Ownership of Certain Beneficial Owners and Management and Related Stockholder Matters.	100
Item 13.	Certain Relationships and Related Transactions.	100
Item 14.	Principal Accountant Fees and Services.	101
PART IV		
Item 15.	Exhibits and Financial Statement Schedules.	101
SIGNATURES		105

PART 1

Item 1. Business.

In this Annual Report, unless otherwise indicated, the words "Gray," "Company," "our," "us" and "we" refer to Gray Television, Inc. and its subsidiaries. Our discussion of the television stations that we own and operate does not include our interest in the stations owned by Sarkes Tarzian, Inc., which we refer to as "Tarzian."

The Company's common stock, no par value, (the "Common Stock") and its class A common stock, no par value, (the "Class A Common Stock") have been listed and traded on The New York Stock Exchange (the "NYSE") since September 24, 1996 and June 30, 1995, respectively. The ticker symbols are "GTN" for its Common Stock and "GTN.A" for its Class A Common Stock.

Unless otherwise indicated, all station rank, in-market share and television household data herein are derived from reports prepared by A.C. Nielsen Company ("Nielsen").

General

As of the filing date of the Annual Report the Company owns 36 television stations serving 30 television markets. Seventeen of the stations are affiliated with CBS Inc., or "CBS," ten are affiliated with the National Broadcasting Company, Inc., or "NBC", eight are affiliated with the American Broadcasting Company, or "ABC" And one is affiliated with FOX Entertainment Group, Inc. or "FOX." The combined station group has 24 stations ranked #1 in local news audience and 24 stations ranked #1 in overall audience within their respective markets based on the results of the average of the Nielsen November, July, May and February 2005 ratings reports. The combined TV station group reaches approximately 6.5% of total U.S. TV households. With seventeen CBS affiliated stations, the Company is the largest independent owner of CBS affiliates in the country. In addition, as of the date of this Annual Report, the Company also broadcasts eleven additional channels of programming in certain of its markets by multiplexing its digital broadcast spectrum.

In 1993, the Company implemented a strategy to foster growth through strategic acquisitions and certain select divestitures. Since January 1, 1994, the Company's significant acquisitions have included 32 television stations and the divestiture of two television stations.

On December 30, 2005 the Company completed the spinoff of its Gray Publishing and GrayLink Wireless businesses. Following the spinoff, the Company's business consists of one reportable segment, television broadcasting.

Acquisitions, Investments and Divestitures

2006 Acquisition

On March 3, 2006, the Company completed the acquisition of the stock of Michiana Telecasting Corp., owner of WNDU-TV, the NBC affiliate in South Bend, Indiana, from the University of Notre Dame for \$85 million in cash plus certain transaction fees. The Company financed this acquisition with borrowings under the Company's senior credit facility.

2005 Spinoff

On December 30, 2005, the Company completed the spinoff of all of the outstanding stock of Triple Crown Media, Inc. ("TCM"). Immediately prior to the spinoff, the Company contributed all of the

membership interests in Gray Publishing, LLC which owned and operated the Company's Gray Publishing and GrayLink Wireless businesses and certain other assets, to TCM. In the spinoff, each of the holders of our common stock received one share of TCM Common stock for every ten shares of our common stock and each holder of our Class A common stock received one share of TCM common stock for every ten shares of our Class A common stock. As part of the spinoff, the Company received an approximate \$44 million cash distribution from TCM, which Gray used to reduce its outstanding indebtedness on December 30, 2005. TCM is now quoted on the Nasdaq National Market under the symbol "TCMI." The financial position and results of operations of the publishing and wireless businesses are reported in the Company's consolidated balance sheet and statement of operations as Discontinued Operations for all periods presented.

2005 Acquisitions

On November 30, 2005, the Company completed the acquisition of the assets of WSAZ-TV, the NBC affiliate in Charleston-Huntington, West Virginia from Emmis Communications Corp. for approximately \$185.8 million in cash plus certain transaction fees. The Company financed this acquisition by borrowings under the company's senior credit facility.

On November 10, 2005, the Company completed the acquisition of the assets of WSWG-TV, the UPN affiliate serving the Albany, Georgia television market from P.D. Communications, LLC. for \$3.75 million in cash. The Company used a portion of its cash on hand to fund this acquisition. Subsequent to the acquisition Gray obtained a CBS affiliation for this station.

On January 31, 2005, the Company completed the acquisition of KKCO-TV from Eagle III Broadcasting, LLC for approximately \$13.5 million plus certain transaction fees. KKCO-TV, Channel 11 serves the Grand Junction, Colorado television market and is an NBC affiliate. The Company used a portion of its cash on hand to fully fund this acquisition.

During 2005 the Company acquired an FCC license to operate a low power television station, WAHU-TV, in the Charlottesville, Virginia television market. The Fox broadcast network has agreed to an affiliation agreement to allow the Company to operate WAHU-TV as a FOX affiliate.

2004 Acquisition

On August 17, 2004, the Company completed the acquisition of a FCC television license for WCAV-TV, Channel 19, in Charlottesville, Virginia from Charlottesville Broadcasting Corporation. Gray's cost to acquire that FCC license was approximately \$1 million. CBS, Inc. has agreed to a ten-year affiliation agreement to allow Gray to operate WCAV-TV as a CBS-affiliated station.

Gray also has an FCC license to operate a low power television station, WVAW-TV, in the Charlottesville, Virginia television market. The American Broadcasting Company has agreed to an affiliation agreement expiring December 31, 2013 to allow Gray to operate WVAW-TV as an ABC affiliate.

2002 Acquisitions

On October 25, 2002 the Company completed its acquisition of Stations Holding Company, Inc. ("Stations Holding") by acquiring all of Stations Holding's outstanding capital stock in a merger transaction. Effective with the completion of the transaction, Stations Holding changed its name to Gray MidAmerica Television, Inc. ("Gray MidAmerica Television"). With this transaction the Company acquired 15 network affiliated television stations serving 13 television markets. On December 18, 2002

the Company completed its acquisition of the assets of KOLO-TV, the ABC affiliate serving Reno, Nevada.

The Company paid \$516.5 million in aggregate cash consideration for Gray MidAmerica Television. This amount included a base purchase price of \$502.5 million plus certain net working capital adjustments of approximately \$5.7 million and fees of \$8.3 million associated with the transaction. The Company funded the acquisition and related fees and expenses by issuing 30.0 million shares of Gray Common Stock to the public for net proceeds of \$232.7 million, issuing additional debt totaling \$275.0 million and cash on hand.

For advisory services rendered by Bull Run Corp. ("Bull Run") a related party, in connection with the acquisition of Gray MidAmerica Television, the Company paid to Bull Run an advisory fee of \$5.0 million. This amount is included in the fees described above. The Company does not intend to engage Bull Run for any such advisory or similar services in the future.

The Company paid \$41.9 million in cash consideration for KOLO-TV. This purchase price included a base purchase price of \$41.5 million and related fees of approximately \$400,000. The Company financed this transaction by utilizing cash on hand and net proceeds of \$34.9 million from the issuance of an additional 4.5 million shares of Gray Common Stock.

Acquisition of Investment in Sarkes Tarzian, Inc.

On December 3, 2001, the Company exercised its option to acquire 301,119 shares of the outstanding common stock, \$4.00 par value, of Sarkes Tarzian, Inc. ("Tarzian") from Bull Run. Bull Run had purchased these same shares from U.S. Trust Company of Florida Savings Bank as Personal Representative of the Estate of Mary Tarzian (the "Estate") in January 1999.

The acquired shares of Tarzian represent 33.5% of the total outstanding common stock of Tarzian (both in terms of the number of shares of common stock outstanding and in terms of voting rights), but such investment represents 73% of the equity of Tarzian for purposes of dividends if paid as well as distributions in the event of any liquidation, dissolution or other sale of Tarzian.

Gray paid \$10 million to Bull Run to complete the acquisition of the 301,119 shares of Tarzian. The Company has previously capitalized and paid to Bull Run \$3.2 million of costs associated with the Company's option to acquire these shares. This investment has been accounted for under the cost method of accounting and reflected as a non-current other asset. The Company believes the cost method is appropriate to account for this investment given the existence of a single voting majority shareholder. The Company's ownership of these shares is subject to certain litigation which is discussed in Item 3. Legal Proceedings.

The Company's Stations and Their Markets

The following is a list of all our owned and operated television stations as of March 3, 2006. In markets where we have satellite stations and stations that serve distant communities, certain figures relating to in market share of household viewing and television households have been combined:

DMA Rank (a)	Market	Station	FCC Assigned		Affiliation		FCC License Expiration Date	Station Rank in DMA (b)	Station News Rank in DMA (c)	In Market Share of Household Viewing (d)	Television Households (a) (in thousands)
			Analog Channel	Digital Channel	Network	Expiration					
58	Knoxville, TN	WVLT	8	30	CBS	12/31/14	08/01/05 (h)	2	2	23%	516
63	Lexington, KY	WKYT	27	13	CBS	12/31/14	08/01/05 (h)	1	1	35%	479
64	Charleston-Huntington, WV	WSAZ	3	23	NBC	01/01/09	10/01/12	1	1	51%	478
66	Wichita—Hutchinson, KS (Colby, KS) (Garden City, KS)	KAKE	10	21	ABC	12/31/13	06/01/06	2	2	28%	446
		KLBY (e)	4	17	ABC	12/31/13	06/01/06	2	2		
		KUPK (e)	13	18	ABC	12/31/13	06/01/06	2	2		
75	Omaha, NE	WOWT	6	22	NBC	01/01/12	06/01/06	1	1	31%	400
85	Madison, WI	WMTV	15	19	NBC	01/01/12	12/01/05 (h)	2	2	25%	366
87	South Bend, IN	WNDU	16	42	NBC	12/31/10	08/01/13	1	1	35%	333
93	Colorado Springs, CO	KKTU	11	10	CBS	12/31/14	04/01/06	1	2	37%	315
94	Waco-Temple-Bryan, TX (Bryan, TX)	KWTX	10	53	CBS	12/31/14	08/01/06	1	1	43%	311
		KBTX (f)	3	50	CBS	12/31/14	08/01/06	1	1		
103	Lincoln—Hastings Kearney, NE (Grand Island, NE)	KOLN	10	25	CBS	12/31/14	06/01/06	1	1	53%	274
		KGIN (g)	11	32	CBS	12/31/14	06/01/06	1	1		
105	Greenville—New Bern—Washington, NC	WITN	7	32	NBC	01/01/12	12/01/04 (h)	2	2	33%	271
109	Tallahassee, FL—Thomasville, GA	WCTV	6	46	CBS	12/31/14	04/01/05 (h)	1	1	57%	261
110	Lansing, MI	WILX	10	57	NBC	01/01/12	10/01/05(h)	2	1	34%	257
112	Reno, NV	KOLO	8	9	ABC	12/31/13	10/01/06	1	1	31%	264
115	Augusta, GA	WRDW	12	31	CBS	12/31/14	04/01/05 (h)	1	1	35%	247
123	La Crosse—Eau Claire, WI	WEAU	13	39	NBC	1/1/12	12/01/05 (h)	1	1	34%	224
133	Rockford, IL	WIFR	23	41	CBS	12/31/14	12/01/05 (h)	2	2	32%	183
134	Wausau—Rhinelander, WI	WSAW	7	40	CBS	12/31/14	12/01/05 (h)	1	1	40%	182
136	Topeka, KS	WIBW	13	44	CBS	12/31/14	06/01/06	1	1	49%	171
147	Albany, GA	WSWG	44	43	CBS/ UPN	8/31/07	04/01/13	N/A(i)	N/A(i)	N/A(i)	152
157	Panama City, FL	WJHG	7	8	NBC	1/1/12	02/01/05 (h)	1	1	45%	135
161	Sherman, TX—Ada, OK	KXII	12	20	CBS	12/31/14	08/01/06	1	1	66%	124
172	Dothan, AL	WTVY	4	36	CBS	12/31/14	04/01/05 (h)	1	1	67%	98
181	Harrisonburg, VA	WHSV	3	49	ABC	12/31/13	10/01/12	1	1	95%	86
183	Bowling Green, KY	WBKO	13	33	ABC	12/31/13	08/01/05 (h)	1	1	83%	75
184	Meridian, MS	WTOK	11	49	ABC	12/31/13	06/01/05 (h)	1	1	67%	72
186	Charlottesville, VA	WCAV	19	19	CBS	08/15/14	10/01/12 (j)	2	2	10% ⁽ⁱ⁾	75
		WVAW	16		ABC	12/31/13	10/01/12 (j)	3	3		
		WAHU	27		FOX	06/30/08	10/01/12 (j)	4	4		
187	Grand Junction, CO	KKCO	11	12	NBC	7/30/06	04/30/08	1	1	38%	65
190	Parkersburg, WV	WTAP	15	49	NBC	01/01/12	10/01/04 (h)	1	1	93%	64
Note(k)	Hazard, KY	WYMT	57	12	CBS	12/31/14	08/01/05 (h)	1	1	31%	189

7,113 (l)

- (a) Based on data published by Nielsen or other public sources for the 2005-2006 television season for each DMA.
- (b) Based on the average of Nielsen data for November, July, May and February 2005 rating periods, Sunday to Saturday, 6 a.m. to 2 a.m.
- (c) Based on management's review of Nielsen data for November, July, May and February 2005 rating periods for various news programs.
- (d) "In-market share of households viewing television" represents the average percentage of the station's audience as a percentage of all viewing by households of local commercial stations in the market. Except for WYMT-TV, in market share data is based on our review of the Nielsen data for the November, July, May and February, 2005 rating periods, Sunday to Saturday, 6 a.m. to 2 a.m. For WYMT-TV, in market share data is based on our review of the Nielsen data for the November, May and February 2005 rating periods, Sunday to Saturday, 6 a.m. to 2 a.m. WYMT-TV does not receive data for the July period.
- (e) KLBY-TV and KUPK-TV are satellite stations of KAKE-TV under FCC rules and retransmit the signal of the primary station and may offer some locally originated programming such as local news.
- (f) KBTX-TV is a satellite station of KWTX-TV under FCC rules and retransmits the signal of the primary station and may offer some locally originated programming such as local news.
- (g) KGIN-TV is a satellite station of KOLN-TV under FCC rules and retransmits the signal of the primary station and may offer some locally originated programming such as local news.
- (h) License renewal application has been filed with the Federal Communication Commission (the "FCC") and renewal is pending. As of the date of filing this Annual Report, the Company anticipates that all pending applications will be renewed in due course.
- (i) Data not available; this station does not currently subscribe to Nielsen.
- (j) Original license application pending with the Federal Communications Commission. If license is granted as expected, the expiration date of the license is expected to be October 1, 2012.
- (k) The Company considers WYMT-TV's service area as a separate television market. This area is a special 17 county trading area as defined by Nielsen and is part of the Lexington, KY DMA.
- (l) Approximately 6.5% of all US television households.

Television Industry Background

There are currently a limited number of channels available for broadcasting in any one geographic area, and the license to operate a television station is granted by the FCC. Television stations which broadcast over the very high frequency ("VHF") band (channels 2-13) of the spectrum generally have some competitive advantage over television stations which broadcast over the ultra-high frequency ("UHF") band (channels above 13) of the spectrum, because the former usually have better signal coverage and operate at a lower transmission cost.

Television station revenues are primarily derived from local, regional and national advertising and, to a much lesser extent, from network compensation and revenues from studio and tower space rental and commercial production activities. Advertising rates are based upon a variety of factors, including a program's popularity among the viewers an advertiser wishes to attract, the number of advertisers competing for the available time, the size and demographic makeup of the market served by the station and the availability of alternative advertising media in the market area. Rates are also determined by a station's overall ratings and in-market share, as well as the station's ratings and share among particular demographic groups, which an advertiser may be targeting. Because broadcast stations rely on

advertising revenues, they are sensitive to cyclical changes in the economy. The sizes of advertisers' budgets, which are affected by broad economic trends, affect the broadcast industry in general and the revenues of individual broadcast television stations.

All television stations in the country are grouped by Nielsen, a national audience measuring service, into approximately 210 generally recognized television markets that are ranked in size according to various formulae based upon actual or potential audience. Each Designated Market Area ("DMA") is an exclusive geographic area consisting of all counties in which the home-market commercial stations receive the greatest percentage of total viewing hours. Nielsen periodically publishes data on estimated audiences for the television stations in the various television markets throughout the country.

Four major broadcast networks, ABC, NBC, CBS and FOX dominate broadcast television. Additionally, the United Paramount Network ("UPN") and the Warner Brothers Network ("WB") have announced a joint venture to replace their respective networks with a single network known as the CW network (or "CW") which is currently expected to be operational in the fall of 2006. Affiliates of FOX have also announced the formation of a new network known as MyNetworkTV that is expected to be operational in the fall of 2006. An affiliate of FOX, CW or MyNetworkTV receives a smaller portion of each day's programming from its network compared to an affiliate of ABC, NBC or CBS.

The affiliation of a station with ABC, NBC or CBS has a significant impact on the composition of the station's programming, revenues, expenses and operations. A typical affiliate of these networks receives the majority of each day's programming from the network. This programming, along with cash payments ("network compensation") in certain instances, is provided to the affiliate by the network in exchange for a substantial majority of the advertising time available for sale during the airing of network programs. The network then sells this advertising time and retains the revenues. The affiliate retains the revenues from time sold during breaks in and between network programs and programs the affiliate produces or purchases from non-network sources. In acquiring programming to supplement programming supplied by the affiliated network, the affiliates compete primarily with other affiliates and independent stations in their markets. Cable systems generally do not compete with local stations for programming, although various national cable networks from time to time have acquired programs that would have otherwise been offered to local television stations. In addition, a television station may acquire programming through barter arrangements. Under barter arrangements, a national program distributor may receive advertising time in exchange for the programming it supplies, with the station paying a reduced or no fee for such programming. Most successful commercial television stations obtain their brand identity from locally produced news programs.

In contrast to a station affiliated with a network, a fully independent station purchases or produces all of the programming that it broadcasts, resulting in generally higher programming costs. An independent station, however, retains its entire inventory of advertising time and all the revenues obtained therefrom. As a result of the smaller amount of programming provided by its network, an affiliate of FOX, CW or MyNetworkTV must purchase or produce a greater amount of programming, resulting in generally higher programming costs. These affiliate stations, however, retain a larger portion of the inventory of advertising time and the revenues obtained therefrom compared to stations affiliated with the major networks.

Cable-originated programming is a significant competitor for viewers of broadcast television programming, although no single cable programming network regularly attains audience levels amounting to more than a small fraction of any single major broadcast network. The advertising share of cable networks has increased as a result of the growth in cable penetration (the percentage of television households which are connected to a cable system). Notwithstanding such increases in cable viewership and advertising, over-the-air broadcasting remains the dominant distribution system for mass-market television advertising.

The Company accounts for trade barter transactions involving the exchange of tangible goods or services with its customers. The revenue is recorded at the time the advertisement is broadcast and the expense is recorded at the time the goods or services are used. The revenue and expense associated with these transactions are based on the fair value of the assets or services received.

In accordance with the Financial Accounting Standards Board's Statement No. 63, Financial Reporting by Broadcasters, the Company does not account for barter revenue and related barter expense generated from network programming. The Company does not account for barter revenue and related barter expense generated from syndicated programming. Management of the Company believes that barter revenue and related expense generated from syndicated programming is immaterial. Furthermore, any such barter revenue recognized would then require the recognition of an equal amount of barter expense. The recognition of these amounts would have no effect upon net income.

Seasonality

Broadcast advertising revenues are generally highest in the second and fourth quarters each year, due in part to increases in consumer advertising in the spring and retail advertising in the period leading up to and including the holiday season. In addition, broadcast advertising revenues are generally higher during even numbered years due to spending by political candidates, which spending typically is heaviest during the fourth quarter.

Network Affiliation of the Stations

Each of the Company's stations is affiliated with a major network pursuant to an affiliation agreement. Each affiliation agreement provides the affiliated station with the right to broadcast all programs transmitted by the network with which the station is affiliated. In return, the network has the right to sell a substantial majority of the advertising time during such broadcasts. In exchange for every hour that a station elects to broadcast network programming, the network may, in certain instances, pay the station a specific network compensation fee, which varies with the time of day. Typically, prime-time programming generates the highest hourly network compensation payments. Such payments are subject to increase or decrease by the network during the term of an affiliation agreement with provisions for advance notices and right of termination by the station in the event of a reduction in such payments. Although network affiliation agreements have historically been renewed by the Company and the respective networks, the Company can not guarantee that any agreements will be renewed in the future under their current terms. Network compensation has declined in recent years at certain of the Company's television stations reflecting an ongoing phase out of network compensation. See the *Broadcasting Summary* table above for each of the Company's television stations' primary network affiliations and the expiration date of the current affiliation agreements.

In addition, as of the date of this Annual Report, the Company also broadcasts eleven additional channels of programming in certain of its markets by multiplexing its digital broadcast spectrum. These multiplexed channels are in addition to the primary digital broadcast channel of each station which is affiliated with one of the three major networks. One of these channels is affiliated with FOX and the other ten are currently affiliated with UPN. For the ten channels currently affiliated with UPN, the Company is currently assessing the alternatives of affiliating with either of the newly announced CW or MyNetworkTV networks or programming the channel(s) independently. The Company can make no assurance whether any of its multiplexed digital channels will be affiliated with any network.

Competition

Competition in the television industry exists on several levels: competition for audience, competition for programming (including news) and competition for advertisers. Additional factors that are material to a television station's competitive position include signal coverage and assigned frequency.

Audience. Stations compete for audience based on program popularity, which has a direct effect on advertising rates. A substantial portion of the daily programming on each of the Company's stations is supplied by the affiliated network. During those periods, the stations are dependent upon the performance of the network programs to attract viewers. There can be no assurance that such programming will achieve or maintain satisfactory viewership levels in the future. Non-network time periods are programmed by the station with a combination of locally produced news, public affairs and other entertainment programming, including news and syndicated programs purchased for cash, cash and barter, or barter only.

In addition, the development of methods of television transmission of video programming other than over-the-air broadcasting, and in particular cable television, has significantly altered competition for audience in the television industry. These other transmission methods can increase competition for a broadcasting station by bringing into its market distant broadcasting signals not otherwise available to the station's audience and also by serving as a distribution system for non-broadcast programming.

Other sources of competition include home entertainment systems, "wireless cable" services, satellite master antenna television systems, low power television stations, television translator stations, direct broadcast satellite ("DBS") video distribution services and the internet.

Programming. Competition for programming involves negotiating with national program distributors or syndicators that sell first-run and rerun packages of programming. Each station competes against the broadcast station competitors in its market for exclusive access to off-network reruns (such as *Seinfeld*) and first-run product (such as *Oprah*). Competition exists for exclusive news stories and features as well. Cable systems generally do not compete with local stations for programming, although various national cable networks from time to time have acquired programs that would have otherwise been offered to local television stations.

Advertising. Advertising rates are based upon the size of the market in which the station operates, a station's overall ratings, a program's popularity among the viewers that an advertiser wishes to attract, the number of advertisers competing for the available time, the demographic makeup of the market served by the station, the availability of alternative advertising media in the market area, aggressive and knowledgeable sales forces and the development of projects, features and programs that tie advertiser messages to programming. Advertising revenues comprise the primary source of revenues for the Company's stations. The Company's stations compete for such advertising revenues with other television stations and other media in their respective markets. The stations also compete for advertising revenue with other media, such as newspapers, radio stations, magazines, outdoor advertising, transit advertising, yellow page directories, direct mail, internet and local cable systems. Competition for advertising dollars in the broadcasting industry occurs primarily within individual markets.

Federal Regulation of the Company's Business

FCC Regulation. Television broadcasting is subject to the jurisdiction of the FCC under the Communications Act of 1934 (the "Communications Act"), as amended by, among other statutes, the Telecommunications Act of 1996 (the "1996 Telecommunications Act"). The Communications Act prohibits the operation of television broadcasting stations except under a license issued by the FCC and empowers the FCC, among other things, to issue, revoke and modify broadcasting licenses, determine the

locations of stations, regulate the equipment used by stations, adopt regulations to carry out the provisions of the Communications Act and impose penalties for violation of such regulations. The Communications Act prohibits the assignment of a license or the transfer of control of a licensee without prior approval of the FCC.

License Grant and Renewal. Television broadcasting licenses generally are granted or renewed for a period of eight years, but may be renewed for a shorter period upon a finding by the FCC that the “public interest, convenience, and necessity” would be served thereby. Broadcast licenses are of paramount importance to the Company’s Television Broadcasting segment. The Communications Act requires a broadcast license to be renewed if the FCC finds that: (i) the station has served the public interest, convenience and necessity; (ii) there have been no serious violations of either the Communications Act or the FCC’s rules and regulations by the licensee; and (iii) there have been no other violations which, taken together, would constitute a pattern of abuse. At the time an application is made for renewal of a television license, parties in interest may file petitions to deny, and such parties, including members of the public, may comment upon the service the station has provided during the preceding license term and urge denial of the application. If the FCC finds that the licensee has failed to meet the above-mentioned requirements, it could deny the renewal application or grant a conditional approval, including renewal for a lesser term. The FCC will not consider competing applications contemporaneously with a renewal application. Only after denying a renewal application can the FCC accept and consider competing applications for the license. Although in substantially all cases broadcast licenses are renewed by the FCC even when petitions to deny are filed against license renewal applications, there can be no assurance that the Company’s stations’ licenses will be renewed. The Company is not aware of any facts or circumstances that could prevent the renewal of the licenses for its stations at the end of their respective license terms. See the dates through which the current licenses are effective in the *Broadcasting Summary* table included on page 5 of this Annual Report.

Ownership Restrictions. Currently, the FCC’s broadcast ownership rules limit the ownership, operation or control of, as well as the “attributable” interests or voting power in: (1) television stations serving the same area; (2) television stations and daily newspapers serving the same area; and (3) television stations and radio stations serving the same area. The rules also limit the aggregate national audience reach of television stations that may be under common ownership, operation and control, or in which a single person or entity may hold office or have more than a specified interest or percentage of voting power. Pursuant to the 1996 Telecommunications Act and recent appropriations legislation, the FCC must review all of its broadcast ownership rules every four years to determine if they remain necessary in the public interest.

The FCC completed a comprehensive review of its ownership rules in 2003, significantly relaxing restrictions on the common ownership of television stations, radio stations and daily newspapers within the same local market. However, the new rules have yet to take effect due to legal challenges. The outcome of FCC proceedings and legislative efforts and the ultimate landscape of FCC ownership regulation are in flux and may not be resolved for some time.

Specifically, on June 24, 2004, a three-judge panel of the United States Court of Appeals for the Third Circuit released a split decision rejecting much of the Commission’s 2003 decision on media ownership regulations. While affirming the FCC in certain respects, the Third Circuit found fault with the Commission’s proposed new limits on media combinations, remanded them to the agency for further proceedings and extended a stay on the implementation of the new rules that it had imposed in September 2003. In January 2005, several parties filed petitions for Supreme Court review of the Third Circuit’s decision, but the Supreme Court declined to review the decision. As a result, the restrictions in place prior to the FCC’s 2003 decision generally continue to govern media transactions, pending completion of the agency proceedings on remand and/or further judicial review.

The discussion below reviews the changes contemplated in the FCC's 2003 decision and the Third Circuit's response to the revised ownership regulations that the Commission adopted.

Local TV Ownership Rule: In its 2003 decision, the FCC relaxed the local television ownership regulation by eliminating its "eight voices" test, which barred co-ownership of two TV stations in a local market unless at least eight independently owned, full-power television stations, or "voices," remained. The modified rule would have permitted a company to own two commercial television facilities (a "duopoly") in any market with at least five such stations. In the largest markets—those with at least 18 television stations—a company would, for the first time, be permitted to own three TV stations. So-called "triopolies" would be available only in a handful of the nation's largest markets. Under the new rules, both duopolies and triopolies would be subject to the agency's "top four" limitation, meaning that no more than one of the co-owned stations could be ranked among the top four in audience ratings. The new rules would have allowed parties to seek waivers of the "top four" restriction in markets with 11 or fewer stations.

The Third Circuit upheld the FCC's decision to retain a prohibition of common ownership of more than one top-four ranked station in a given market. However, the Court remanded for further consideration the other numerical limits applicable to same-market TV station combinations, and the "eight voices" requirement of the pre-2003 rules therefore remains in effect.

Cross-Media Limits: The newspaper/broadcast cross-ownership rule, originally adopted in 1975, generally prohibited one entity from owning both a commercial broadcast station and a daily newspaper in the same community. The old radio/television cross-ownership rule allowed a party to own one TV station (or two, if permitted under the television duopoly rule) and a varying number of radio stations within a single market, depending on the number of independently owned media voices that would remain post combination. The cross-media limits ("CMLs") adopted in the Commission's 2003 decision would have supplanted both rules with three different categories of restrictions based on the number of commercial and noncommercial television stations in the relevant locale. First, in markets with three or fewer TV stations, the FCC would have prohibited any cross-ownership among TV stations, radio stations, and daily newspapers. Second, in markets with between four and eight TV stations, the agency would have permitted one of the following three combinations:

- one or more daily newspaper(s), one TV station, and up to 50 percent of the radio stations that would be permissible under the FCC's separate local radio ownership limits for that community; or
- one or more daily newspaper(s), and as many radio stations as could be owned pursuant to the local radio ownership limits; or
- two TV stations (so long as ownership would be permissible under the duopoly rule) and as many radio stations as the local radio ownership limits would permit, but no daily newspapers.

Third, in local markets with nine or more TV stations, the Commission would have allowed any newspaper and broadcast cross-media combinations, so long as they complied with the local TV ownership rule and local radio ownership rule.

Although the Third Circuit determined that the Commission's decision to eliminate its outright ban on newspaper/broadcast cross-ownership was justified, the court also found that the new CMLs adopted by the agency were inconsistent and based on irrational assumptions. The CMLs consequently were remanded to the Commission for further consideration, and the former radio/TV cross-ownership limits as well as the newspaper/broadcast cross-ownership ban were left in place in the meantime.

National Television Station Ownership Rule: In its 2003 decision, the FCC raised the national TV ownership cap—the percentage of national U.S. households that a single owner can reach through commonly owned television stations—from 35 percent to 45 percent. In that same decision, the Commission decided to retain the 50 percent "discount" that it currently grants to ultra-high frequency ("UHF") stations, finding that the discount continues to be necessary to promote entry and competition among broadcast networks.

This rule change sparked considerable controversy in Congress, eventually leading lawmakers to include a new limitation in an appropriations bill. On January 22, 2004, President Bush signed into law the Consolidated Appropriations Act of 2004. Section 629 of that legislation set the national TV ownership cap at 39 percent. The Third Circuit subsequently ruled that challenges before it to the national television ownership cap and UHF discount were moot.

The FCC is expected to initiate proceedings to address the issues raised by the Third Circuit in 2006. Any new rules the FCC adopts would be subject to further judicial review.

Attribution Rules. Under the FCC's ownership rules, a direct or indirect purchaser of certain types of securities of the Company could violate FCC regulations if that purchaser owned or acquired an "attributable" interest in other media properties in the same areas as stations owned by the Company or in a manner otherwise prohibited by the FCC. Pursuant to FCC rules adopted in August 1999, as modified slightly on January 2001, the following relationships and interests generally are considered attributable for purposes of the agency's broadcast ownership restrictions:

- All officers and directors of a licensee and its direct or indirect parent(s);
- Voting stock interests of at least five percent;
- Stock interests of at least 20 percent, if the holder is a passive institutional investor (investment companies, banks, insurance companies);
- Any equity interest in a limited partnership or limited liability company, unless properly "insulated" from management activities; and
- Equity and/or debt interests which in the aggregate exceed 33 percent of a licensee's total assets, if the interest holder supplies more than 15 percent of the station's total weekly programming, or is a same-market broadcast company or daily newspaper publisher.
- Time brokerage of a broadcast station by a same-market broadcast company.
- Same market radio joint sales agreements (in addition, the Commission is considering making same-market television joint sales agreements attributable.)

To the best of the Company's knowledge, no officer, director or 5% stockholder of the Company currently holds an attributable interest in another television station, radio station or daily newspaper that is inconsistent with the FCC's ownership rules and policies or with ownership by the Company of its stations.

Alien Ownership Restrictions. The Communications Act restricts the ability of foreign entities or individuals to own or hold interests in broadcast licenses. Foreign governments, representatives of foreign governments, non-citizens, representatives of non-citizens, and corporations or partnerships organized under the laws of a foreign nation are barred from holding broadcast licenses. Non-citizens, collectively, may directly or indirectly own or vote up to 20% of the capital stock of a licensee. In addition, a broadcast license may not be granted to or held by any corporation that is controlled, directly

or indirectly, by any other corporation more than 25% of whose capital stock is owned or voted by non-U.S. citizens if the FCC finds that the public interest will be served by the refusal or revocation of such license. The FCC has interpreted this provision of the Communications Act to require an affirmative public interest finding before a broadcast license may be granted to or held by any such corporation, and the FCC has made such an affirmative finding only in limited circumstances. The Company, which serves as a holding company for wholly-owned subsidiaries that are licensees for its stations, therefore may be restricted from having more than one-fourth of its stock owned or voted directly or indirectly by non-citizens, foreign governments, representatives of non-citizens or foreign governments, or foreign corporations.

Programming and Operations. The FCC significantly reduced its regulation of the programming and other operations of broadcast stations a number of years ago, including elimination of formal ascertainment requirements and guidelines concerning the amounts of some types of programming and commercial matter that may be broadcast. There are, however, FCC rules and policies, and rules and policies of other federal agencies, that regulate matters such as network/affiliate relations, political advertising practices, obscene and indecent programming, accessibility of television programming to audience members who are visually or hearing disabled, children's programming, employment practices, and other areas affecting the business or operations of broadcast stations.

The Children's Television Act of 1990 limits the permissible amount of commercial matter in children's television programs and requires each television station to present educational and informational children's programming. The FCC subsequently adopted stricter children's programming requirements, including a requirement that television broadcasters provide a minimum of three hours of children's educational programming per week. In addition, in September 2004, the FCC issued the first in what may be a series of "public interest" mandates relating to the implementation of digital television service ("DTV") (which is discussed in detail below). Among other things, the Commission determined that the amount of children's educational programming it would require a DTV broadcaster to air will increase proportionally with the number of free video programming streams broadcast simultaneously (or "multicast") by the broadcaster. In addition, the FCC extended its existing limits on the duration and content of commercials aired during children's programming to digital programming. The agency also established new restraints designed to address excessive "commercialization" of children's fare on both analog and digital programming, including a ban on the airing of Internet addresses to web pages containing commercial content. In late 2005, certain advocacy groups and entertainment companies challenged these new rules in federal court. The groups thereafter reached an agreement on a recommendation to the FCC that, if adopted, would resolve their concerns with the FCC's rules. The FCC has stated that it will seek public comment on the parties' recommendation.

In August 2003, then-FCC Chairman Michael Powell announced the opening of a proceeding to seek comment on a wide range of measures aimed at promoting "localism" in broadcasting. This initiative has resulted in the creation of a Localism Task Force to conduct studies to measure localism, organize a series of public hearings on localism around the country and offer recommendations to both the agency and Congress on how to promote localism in television and radio. In July 2004, the Commission released a wide-ranging Notice of Inquiry into broadcasters' localism practices. The NOI asks whether additional regulation is necessary to ensure that licensees satisfy the programming needs and interests of their local audiences. Among other things, the Commission suggests imposing minimum requirements for the amount of time dedicated to local and national political programming. This proceeding remains pending, and the Company cannot predict its outcome.

The FCC has stepped up its enforcement with respect to broadcast indecency issues over the past few years. In doing so, the Commission has explicitly stated its willingness to find licensees liable for repeated violations during a single program (which can lead to significantly increased fines) and issued warnings about possible license revocation proceedings for serious violations. The agency brought several significant indecency enforcement actions in 2004 and proposed a new rule requiring broadcasters

to retain copies of their programming for a limited time, purportedly to facilitate investigation into and prosecution of indecency violations. That proposal remains pending. In addition, Congress is considering legislation that would increase the penalties for broadcasting indecent material.

EEO Rules. In October 2002, the FCC adopted new Equal Employment Opportunity (“EEO”) Rules that went into effect March 10, 2003. The new rules impose job information dissemination, recruitment and reporting requirements. Specifically, broadcasters must (1) widely disseminate information concerning each full-time job vacancy; (2) provide notice of each full-time job vacancy to recruitment organizations requesting notice; and (3) complete additional “recruitment initiatives,” such as participation in job fairs, scholarship programs and EEO training. The new rules also require licensees to file periodic reports relating to the EEO requirements. Broadcasters may be subject to random audits to ensure compliance with the new EEO rules and could be sanctioned for noncompliance.

Cable and Satellite Transmission of Local Television Signals. The FCC has adopted various regulations to implement provisions of the Cable Television Consumer Protection and Competition Act of 1992, as amended by the 1996 Act, governing the relationship between broadcasters and cable operators. Among other matters, these regulations require cable systems to devote a specified portion of their channel capacity to the carriage of the signals of local television stations and permit TV stations to elect between “must carry rights” or a right to restrict or prevent cable systems from carrying the station’s signal without the station’s permission (“retransmission consent”). The Communications Act and FCC regulations also contain measures to facilitate competition among cable systems, telephone companies and other systems in the distribution of TV signals, video programming and other services. Each of the Company’s stations has elected “must carry” status on certain cable systems in its DMA. On other cable systems, the Company’s stations are in the process of negotiating or have entered into retransmission consent agreements. These elections and agreements will entitle the Company’s stations to carriage on those systems until at least December 31, 2008.

In November 1999, Congress enacted the Satellite Home Viewer Improvement Act of 1999 (“SHVIA”), which established a copyright licensing system for limited distribution of television programming to DBS viewers and directed the FCC to initiate rulemaking proceedings to implement the new system. SHVIA also extended the current system of satellite distribution of distant network signals to unserved households (*i.e.*, those that do not receive a Grade B signal from a local network affiliate).

As part of the rulemakings required under SHVIA, the FCC established a market-specific requirement for mandatory carriage of local television stations. Similar to the obligations applicable to cable systems, the rules require satellite operators to carry all local broadcast signals in those markets in which they choose to provide any local signal, beginning January 1, 2002. Stations in affected markets were required to select either must carry or retransmission consent rights by October 1, 2005. This election is effective from January 1, 2006 to December 31, 2008. Further, under SHVIA, those broadcasters selecting retransmission consent (as opposed to must carry rights) originally were required to meet certain “good faith” requirements in negotiating for carriage rights until 2006.

Shortly before SHVIA expired on December 31, 2004, Congress passed the Satellite Home Viewer Extension and Reauthorization Act of 2004 (“SHVERA”), which extends the compulsory copyright license for carriage of distant signals through December 31, 2009 and addresses a variety of other issues related to the carriage of broadcast television signals on DBS systems. Specifically, SHVERA requires satellite carriers to phase out the carriage of distant signals in markets where they carry local broadcast signals. The statute also permits satellite carriers to deliver the distant signal of a network station to consumers in unserved digital households (also referred to as “digital white areas”), but only if the local station affiliated with that network misses the FCC’s deadlines for increasing its digital signal power (also discussed below). In addition, the law extends to DBS operators the obligation to negotiate in good faith with respect to retransmission consent arrangements. Previously, only broadcasters were subject to the good faith requirement, which was scheduled to sunset on December 31, 2005 but will now sunset on

December 31, 2009. In February 2005, the FCC adopted rules relating to station eligibility for satellite carriage and subscriber eligibility for receiving signals, and which stations are entitled to "significantly viewed" status. In March 2005, the FCC adopted rules for carriage elections, unified retransmission consent negotiation, and a requirement that satellite carriers notify local broadcasters concerning carriage of significantly viewed signals. The Company cannot predict the impact of DBS service upon the Company's business. It has, however, entered into retransmission consent agreements with EchoStar and DirectTV for the retransmission of its television stations' signals into the local markets that they serve. These agreements run through 2008.

Digital Television Service. In April 1997, the FCC adopted rules for implementing DTV service in the United States, which will improve the technical quality of television signals received by viewers and give television broadcasters the ability to provide new services, including high-definition television.

On April 3, 1997, all broadcasters holding a license or construction permit for a full-power television station were assigned a second channel in order to provide either separate DTV programming or a simulcast of their analog programming. These second channels were assigned for an eight-year transition period scheduled to end in 2006. Stations were required to construct their DTV facilities and be on the air with a digital signal according to a schedule set by the FCC based on the type of station and the size of the market in which it is located. Generally, under current FCC rules each of the Company's stations was required to construct DTV facilities and commence operations by May 2002. Except as noted below, all other commercial broadcasters were required to follow suit by May 1, 2002.

At the end of the DTV transition period, analog television transmissions will cease and DTV channels will be reassigned to a smaller segment of the broadcasting spectrum comprising channels 2-51. Congress has set February 17, 2009 as the "hard date" by which television broadcasters must cease analog broadcasts and surrender their analog spectrum to the government.

When the FCC adopted service rules for the digital television transition, it stated that it would periodically review the transition's progress. In its first review, completed in 2001, the Commission decided to permit broadcasters to construct initial minimal DTV facilities (i.e., facilities that cover only their cities of license) while retaining interference protection for their allotted and maximized facilities.

In September 2004, the FCC issued a decision in its second periodic review of the DTV transition, in which it revisited several of the issues addressed in 2001 and considered a number of new matters. Among other things, the decision:

- Set deadlines by which broadcasters operating with minimal (e.g., reduced power) DTV facilities must either provide DTV service to their full authorized coverage areas or else lose interference protection to the unserved areas. For top 4 network affiliated stations in the top 100 markets, the deadline was July 1, 2005; for all remaining commercial and non-commercial stations, the deadline is July 1, 2006.
- Established a multi-step process by which broadcasters may select their post-transition DTV channel within the core DTV spectrum (Channels 2-51); this process began in November 2004, with a goal of having all channel assignments finalized by the end of 2006.

The FCC will continue to review the progress of DTV periodically and make adjustments to the transition schedule, as necessary.

In January 2001, the FCC issued a preliminary decision regarding the carriage ("must carry") rights of digital television broadcasters on local cable and certain DBS systems. The FCC determined the following:

- Digital-only television stations may immediately assert carriage rights on local cable systems;
- Television stations that return their analog spectrum and convert to digital operations are entitled to must carry rights; and
- A digital-only station asserting must carry rights is entitled only to carriage of a single programming stream and other "program-related" content, regardless of the number of programs it multicasts on its digital spectrum.¹

In February 2005, the Commission (1) affirmed its prior tentative conclusion not to accord broadcasters the right to simultaneous carriage of broadcasters' analog and digital signals; and (2) affirmed its prior determination that cable operators need not carry more than a single digital programming stream from any particular broadcaster.

Several parties filed petitions for reconsideration of various parts of the FCC's DTV must carry decisions. Some of those petitions remain pending before the Commission and the Company cannot predict what changes, if any, the FCC will make to its DTV must carry rules on reconsideration.

In addition, because it determined that the lack of DTV receiver capability in television sets was delaying the transition, the FCC has adopted a plan to phase in the inclusion of digital tuning and decoding devices in television sets. Specifically, the decision requires all new television sets and TV interface devices (VCRs, etc.) to include the capability of tuning and decoding over-the-air digital signals by 2007.

Another major concern for the DTV transition involves the technical standards needed to ensure that digital television sets can connect to cable systems. On September 10, 2003, the FCC adopted "plug-and-play" rules for cable adaptability. Under these rules, consumers will be able to plug their cable directly into their digital televisions, without the need for a set-top box. These rules cover one-way programming only; the cable and electronics industries are working toward an agreement on two-way "plug-and-play" standards that would eliminate the need for set-top boxes for advanced services such as video on demand, impulse pay-per-view and cable operator-enhanced electronic programming guides. The Company cannot predict the outcome of those negotiations.

On November 4, 2003, the Commission adopted protection against unauthorized copying and distribution of digital television programming in the form of a "broadcast flag." A broadcast flag is a digital code that can be embedded into a digital broadcasting stream. This would have allowed a broadcaster, at its discretion, to prevent mass distribution of its digital signal over the Internet, without affecting consumers' ability to make digital copies. On May 6, 2005, however, the United States Court of Appeals for the D.C. Circuit struck down the FCC's broadcast flag requirements as beyond the agency's statutory authority.

Additionally, the FCC recently adopted rules and procedures to facilitate the digital conversion of Low Power Television ("LPTV") stations, TV translator stations and TV booster stations. Under these rules, existing, LPTV and TV translator stations may convert to digital operations on their current channels. Alternatively, LPTV and translator licenses may seek a digital "companion" channel for their analog station operations. At a later date, the FCC will determine the date by which those stations obtaining a digital companion channel must surrender one of their channels.

¹ In its September 2004 decision, the Commission also eliminated a requirement that broadcasters simulcast a certain percentage of the video programming of their analog channel on their DTV channel. The FCC noted, however, that it will continue to monitor the transition's progress and, if necessary, re-impose the requirement at a later date.

In November 2005, moreover, the FCC modified its rules to require all digital television broadcasters to participate in the Emergency Alert System.

Broadcasters are permitted either to use their digital spectrum to provide a single HDTV signal or to multicast several program streams in lower resolution formats, known as standard definition television (“SDTV”). Broadcasters also may use some of their digital spectrum to provide non-broadcast “ancillary” services—such as subscription video, data transfer or audio signals—provided such services do not interfere with the mandatory free digital broadcasts. Stations using their DTV spectrum for subscription services must pay the government a fee of 5 percent of gross revenues received from such use of the digital spectrum. Because of the flexibility of the U.S. digital system, moreover, licensees are able to shift between different quality services (including data) in different time periods.

Moreover, broadcasters currently are not required to provide a minimum amount of HDTV programming. Thus, licensees may use their digital channels according to their best business judgment, provided they continue to offer at least one free programming service with a resolution comparable to or better than today’s service. Network-affiliated DTV broadcasters in the top 30 television markets must broadcast a DTV signal at any time they broadcast an analog signal. All other stations currently must air a DTV signal for an amount of time equivalent to 75 percent of the time they provide an analog signal, increasing to 100 percent on April 1, 2005. The DTV signal must always be in operation during prime time hours.

In addition, as discussed above, in September 2004, the FCC issued an order specifically addressing the children’s programming obligations of DTV broadcast licensees. Still under consideration in a proceeding initially launched during the Clinton Administration are such issues as whether a licensee’s public interest obligations attach to the DTV channel as a whole or to each program stream offered by the licensee; whether broadcasters should be required to report their public interest programming and activities on a quarterly basis; whether the Commission should establish more specific minimum public interest requirements for broadcasters; and how broadcasters could improve candidate access to television. The Company cannot predict the outcomes of these proceedings.

As of the date of filing this Annual Report, the Company was in compliance with the FCC’s digital broadcasting requirements at all of its stations.

Employees

As of March 3, 2006, the Company had 2,113 full-time employees, of which 2,089 were employees of the Company’s broadcast operations and 24 were corporate and administrative personnel. The Company has 185 full time employees and 37 part time employees that are represented by unions. The Company believes that its relations with its employees are satisfactory.

Available Information

The Company's Internet address is <http://www.gray.tv>. We make the following reports filed with the Securities and Exchange Commission (the “SEC”) available, free of charge, on our website under the heading "SEC Filings":

- Our Annual Reports on Form 10-K, Quarterly Reports on Form 10-Q, Current Reports on Form 8-K and amendments to the foregoing reports filed or furnished pursuant to Section 13 (a) or 15 (d) of the Exchange Act;
- Our proxy statements; and

- Initial Statements of Beneficial Ownership of Securities on Form 3, Statements of Changes in Beneficial Ownership on Form 4 and Annual Statements of Beneficial Ownership on Form 5, in each case as filed by certain of our officers, directors and large stockholders pursuant to Section 16 of the Exchange Act.

These filings are also available at the SEC's website located at <http://www.sec.gov>. The public may read and copy any materials filed with the SEC at the SEC's public reference room at 100 F Street, N.E., Washington, DC 20549. The public may obtain information on the Company from the SEC's public reference room by calling the SEC at 1-800-SEC-0330.

The foregoing reports are made available on the Company's website as soon as practicable after they are filed with, or furnished to, the SEC. The information found on our web site is not part of this or any other report we file with or furnish to the SEC.

The Company has adopted a Code of Ethics that applies to all of its directors, executive officers and employees. The Code is available on the Company's website at <http://www.gray.tv> under the heading of Corporate Governance. If any waivers of the Code are granted, the waivers will be disclosed in a SEC filing on Form 8-K. The Company has also filed the Code as an exhibit to the Annual Report filed on Form 10-K for the year ended December 31, 2004 and is incorporated by reference to this report.

The Company's website also includes the Company's Corporate Governance Principles, as well as the Charter of the Audit Committee, the Nominating and Corporate Governance Committee and the Compensation Committee.

All such information is also available to any shareholder upon request by telephone at (229) 888-9378.

Certification with the New York Stock Exchange

On May 27, 2005, the Company's Chief Executive Officer filed with the New York Stock Exchange the annual written affirmation certifying the Company's compliance with the New York Stock Exchange's corporate governance listing standards as required by Listed Company Manual Rule 303A.12.

The certifications of the Company's Chairman and Chief Executive Officer and the Company's Senior Vice President and Chief Financial Officer required by Section 302 of the Sarbanes-Oxley Act of 2002 are filed as Exhibits 31.1 and 31.2 to this Annual Report on Form 10-K.

Item 1A. Risk Factors.

Risks Related to Our Business

We depend on advertising revenues, which fluctuate as a result of a number of factors and also experience seasonal fluctuations.

Our main source of revenue is sales of advertising time and space. Our ability to sell advertising time and space depends on:

- the health of the economy in the areas where our stations are located and in the nation as a whole;
- the popularity of our programming;
- changes in the makeup of the population in the areas where our stations are located;
- pricing fluctuations in local and national advertising;
- the activities of our competitors, including increased competition from other forms of advertising based mediums, particularly network, cable television, direct satellite television and the Internet;
- the outbreak and duration of hostilities or the occurrence of terrorist attacks and the duration and extent of network preemption of regularly scheduled programming and decisions by advertisers to withdraw or delay planned advertising expenditures as a result of military action or terrorist attacks; and
- other factors that may be beyond our control.

For example, a labor dispute or other disruption at a major national advertiser, or a recession in a particular market, would make it more difficult to sell advertising time and space and could reduce our revenue.

In addition, our results are subject to seasonal fluctuations, which typically result in second and fourth quarter broadcast operating income being greater than first and third quarter broadcast operating income. This seasonality is primarily attributable to increased expenditures by advertisers in the spring and in anticipation of holiday season spending and an increase in viewership during this period. Furthermore, revenues from political advertising are significantly higher in even-numbered years.

Our flexibility is limited by the terms of our senior secured credit facilities.

Our senior secured credit facility prevents us from taking certain actions and require us to meet certain tests. These limitations and tests include, without limitation, the following:

- limitations on liens;
- limitations on additional debt;
- limitations on dividends and distributions;
- limitations on management and consulting fees;
- limitations on stock repurchases;
- limitations on transactions with affiliates;
- limitations on guarantees;
- limitations on asset sales;
- limitations on sale-leaseback transactions;

- limitations on acquisitions;
- limitations on changes in our business;
- limitations on mergers and other corporate reorganizations;
- limitations on loans, investments and advances, including investments in joint ventures and foreign subsidiaries;
- financial ratio and condition tests; and
- increases in our cost of borrowings or inability or unavailability of additional debt or equity capital.

These restrictions and tests may prevent us from taking action that could increase the value of our securities, or may require actions that decrease the value of our securities. In addition, we may fail to meet the tests and thereby default under such senior secured credit facility (particularly if the industry continues to soften and thereby reduce our advertising revenues). If we default on our obligations, creditors could require immediate payment of the obligations or foreclose on collateral. If this happened, we could be forced to sell assets or take other action that would reduce the value of our securities.

Servicing our debt will require a significant amount of cash, and our ability to generate sufficient cash depends on many factors, some of which are beyond our control.

Our ability to service our debt depends on our ability to generate significant cash flow in the future. This, to some extent, is subject to general economic, financial, competitive, legislative and regulatory factors as well as other factors that are beyond our control. We cannot assure you that our business will generate cash flow from operations, or that future borrowings will be available to us under our senior secured credit facility, or otherwise, in an amount sufficient to enable us to pay our debt or to fund other liquidity needs. If we are not able to generate sufficient cash flow to service our debt obligations, we may need to refinance or restructure our debt, sell assets, reduce or delay capital investments, or seek to raise additional capital. Additional debt or equity financing may not be available in sufficient amounts or on terms acceptable to us, or at all. If we are unable to implement one or more of these alternatives, we may not be able to service our debt obligations.

We may be required to take an impairment charge on our goodwill and FCC licenses, which may have a material effect on the value of our total assets.

As of December 31, 2005 the book value of our FCC licenses was \$1.023 billion and the book value of our goodwill was \$222.4 million in comparison to total assets of \$1.525 billion. Not less than annually, we are required to evaluate our goodwill and FCC licenses to determine if the estimated fair value of these intangible assets is less than book value. If the estimated fair value of these intangible assets is less than book value, we will be required to record a non-cash expense to write down the book value of the intangible asset to the estimated fair value. We cannot make any assurances that any required impairment charges will not have a material effect on our total assets.

We must purchase television programming in advance but cannot predict if a particular show will be popular enough to cover its cost.

One of our most significant costs is television programming. If a particular program is not popular in relation to its costs, we may not be able to sell enough advertising time to cover the costs of the program. Since we purchase programming content from others, we also have little control over the costs of programming. We usually must purchase programming several years in advance, and may have to commit to purchase more than one year's worth of programming. In addition, we may replace programs that are

doing poorly before we have recaptured any significant portion of the costs we incurred, or fully expensed the costs for financial reporting purposes. Any of these factors could reduce our revenues or otherwise cause our costs to escalate relative to revenues.

We may lose a large amount of television programming if a network terminates its affiliation with us.

Our business depends in large part on the success of our network affiliations. Each of our stations is affiliated with a major network pursuant to an affiliation agreement. Each affiliation agreement provides the affiliated station with the right to broadcast all programs transmitted by the network with which the station is affiliated. The NBC affiliation agreement for KKCO expires on July 30, 2006. Our other affiliation agreements expire between January 1, 2012 and December 31, 2014.

If we do not enter into affiliation agreements to replace our expiring agreements, we may no longer be able to carry programming of the relevant network. This loss of programming would require us to obtain replacement programming, which may involve higher costs and which may not be as attractive to our target audiences. Furthermore, our concentration of CBS affiliates makes us sensitive to adverse changes in our business relationship with, and the general success of, CBS.

Network compensation is expected to decrease in future periods.

Television station revenues are primarily derived from local, regional and national advertising and, to a much lesser extent, from network compensation. Cash payments are provided to us by networks in partial exchange for a substantial majority of the advertising time available for sale during the airing of network programs. Our network compensation has declined in recent years and will continue to decline in future years, reflecting an on-going phase-out by the networks of network compensation under our affiliation agreements.

Increases in cable viewership and advertising could result in a decrease in our advertising revenues.

Cable-originated programming is a significant competitor for viewers of broadcast television programming. The advertising share of cable networks has increased as a result of the growth in cable penetration (the percentage of television households which are connected to a cable system). Increases in the advertising share of cable networks could result in a decrease in the advertising revenue at our television stations.

Competition from other broadcasters and other sources may cause our advertising sales to go down or our costs to go up.

Competition in the television industry exists on several levels: competition for audience; competition for programming, including news; and competition for advertisers. Additional factors that are material to a television station's competitive position include signal coverage and assigned frequency.

Audience. Stations compete for audience based on program popularity, which has a direct effect on advertising rates. A substantial portion of the daily programming on each of our stations is supplied by the network affiliate. During those periods, the stations are totally dependent upon the performance of the network programs to attract viewers. There can be no assurance that this programming will achieve or maintain satisfactory viewership levels in the future. Non-network time periods are programmed by the station with a combination of self-produced news, public affairs and other entertainment programming, including news and syndicated programs purchased for cash, cash and barter, or barter only, and involve significant costs.

In addition, the development of methods of television transmission of video programming other than over-the-air broadcasting and, in particular, cable television have significantly altered competition for audiences in the television industry. These other transmission methods can increase competition for a broadcasting station by bringing into its market distant broadcasting signals not otherwise available to the station's audience and also by serving as a distribution system for non-broadcasting programming.

Technological innovation and the resulting proliferation of programming alternatives, such as home entertainment systems, "wireless cable" services, satellite master antenna television systems, low power television stations, television translator stations, direct broadcast satellite, video distribution services, pay-per-view and the Internet, have fractionalized television viewing audiences and have subjected free over-the-air television broadcast stations to new types of competition.

Programming. Competition for programming involves negotiating with national program distributors or syndicators that sell first-run and rerun packages of programming. Each station competes against the broadcast station competitors in its market for exclusive access to off-network reruns, such as Seinfeld, and first-run product, such as Oprah. Cable systems generally do not compete with local stations for programming, although various national cable networks from time to time have acquired programs that would have otherwise been offered to local television stations. Competition exists for exclusive news stories and features as well.

Advertising. Advertising rates are based upon the size of the market in which the station operates, a station's overall ratings, a program's popularity among the viewers that an advertiser wishes to attract, the number of advertisers competing for the available time, the demographic makeup of the market served by the station, the availability of alternative advertising media in the market area, aggressive and knowledgeable sales forces and the development of projects, features and programs that tie advertiser messages to programming. Advertising revenues comprise the primary source of revenues for our stations. Our stations compete for advertising revenues with other television stations in their respective markets. The stations also compete for advertising revenues with other media, such as newspapers, radio stations, magazines, outdoor advertising, transit advertising, yellow page directories, direct mail, Internet and local cable systems. Competition for advertising dollars in the broadcasting industry occurs primarily within individual markets.

Deregulation. Recent changes in law have also increased competition. The Telecommunications Act of 1996 created greater flexibility and removed some limits on station ownership. The prices for stations have risen as a result. Telephone, cable and some other content providers are also free to provide video services in competition with us. Other proposed legislation would relax existing prohibitions on the simultaneous ownership of telephone and cable businesses. As a result of these changes, new companies are able to enter our markets and compete with us.

Future technology under development. Cable providers and direct broadcast satellite companies are developing new techniques that allow them to transmit more channels on their existing equipment. These so-called "video compression techniques" will reduce the cost of creating channels, and may lead to the division of the television industry into ever more specialized niche markets. Video compression is available to us as well, but competitors who target programming to such sharply defined markets may gain an advantage over us for television advertising revenues. Lowering the cost of creating channels may also encourage new competitors to enter our markets and compete with us for advertising revenue.

Materiality of a Single Advertising Category Could Adversely Affect Our Business

We derive a material portion of our ad revenue from the automotive industry. For example, approximately 26% of total revenue came from the automotive category in 2005. If automotive-related advertising revenue decreases, or if revenue from another ad category that constitutes a material portion

of our stations' revenue in a particular period were to decrease, our business and operating results could be adversely affected.

The phased-in introduction of digital television will continue to require us to incur capital and operating costs and may expose us to increased competition.

The conversion from analog to digital television services in the United States may have the following effects on us:

Capital and operating costs. We will incur costs to replace equipment in our stations in order to provide digital television. Even with the flexible operating requirements, some of our stations will also incur increased utilities costs as a result of converting to digital operations. We cannot be certain we will be able to increase revenues to offset these additional costs.

Conversion and programming costs. In addition to incurring costs to convert our stations from the current analog format to digital format, we also may incur additional costs to obtain programming for the additional channels made available by digital technology. Increased revenues from the additional channels may not make up for the conversion costs and additional programming expenses. Also, multiple channels programmed by other stations could increase competition in our markets.

We are subject to the ongoing internal control provisions of Section 404 of the Sarbanes-Oxley Act of 2002. Identification of material weaknesses in internal controls, if identified, could indicate a lack of proper controls to generate accurate financial statements.

Pursuant to Section 404 of the Sarbanes-Oxley Act of 2002 and related SEC rules, we are required to furnish a report of management's assessment of the effectiveness of our internal controls as part of our Annual Report on Form 10-K. Our auditors are required to attest to and report on management's assessment, as well as provide a separate opinion. To issue our report, we document our internal control design and the testing processes that supports our evaluation and conclusion, and then we test and evaluate the results. There can be no assurance, however, that we will be able to remediate material weaknesses, if any, that may be identified in future periods, or maintain all of the controls necessary for continued compliance. There likewise can be no assurance that we will be able to retain sufficient skilled finance and accounting personnel, especially in light of the increased demand for such personnel among publicly traded companies.

Pending litigation could adversely affect our ownership interest in Tarzian.

Our equity investment in Tarzian represents shares which were originally held by the estate of Mary Tarzian, which we refer to as the Estate. Tarzian filed a complaint against the Estate claiming that Tarzian had a binding and enforceable contract to purchase these shares from the Estate. In addition, we were subject to a complaint filed by Tarzian claiming tortious interference with contract and seeking damages equal to the liquidation value of the shares. Although this case has been administratively closed, it is ongoing pending the final resolution of the litigation against the Estate. The Company believes it has meritorious defenses and intends to vigorously defend the lawsuit. Although the action has been adjudged on appeal in favor of the Estate, we cannot predict when the final resolution of this case, or the companion action against us for tortious interference, will occur.

Our inability to integrate acquisitions successfully would adversely affect us.

We have acquired 33 television stations since January 1, 1994 and in the future we may make additional acquisitions. In order to integrate successfully the businesses we acquire we will need to

coordinate the management and administrative functions and sales, marketing and development efforts of each company. Combining companies presents a number of challenges, including integrating the management of companies that may have different approaches to sales and service, and the integration of a number of geographically separated facilities. In addition, integrating acquisitions requires substantial management time and attention and may distract management from our day-to-day business. If we cannot successfully integrate the businesses we have acquired and any future acquisitions, our business and results of operations could be adversely affected.

Risks Related to Regulatory Matters

Federal regulation of the broadcasting industry limits our operating flexibility.

The FCC regulates our business, just as it does all other companies in the broadcasting industry. We must request and obtain FCC approval whenever we need a new license, seek to renew or assign a license, purchase a new station or transfer the control of one of our subsidiaries that holds a license. Our FCC licenses are critical to our operations; we cannot operate without them. We cannot be certain that the FCC will renew these licenses in the future or approve new acquisitions.

Federal legislation and FCC rules have changed significantly in recent years and can be expected to continue to change. These changes may limit our ability to conduct our business in ways that we believe would be advantageous and may therefore affect our operating results.

The FCC's duopoly restrictions limit our ability to own and operate multiple television stations in the same market and our ability to own and operate a television station and newspaper in the same market.

The FCC's ownership rules generally prohibit us from owning or having "attributable interests" in television stations located in the same markets in which our stations are licensed. Accordingly, our ability to expand through acquisitions of additional stations in markets where we presently are operating is constrained by those rules. Under current FCC cross-ownership rules, we also are not allowed to own and operate a television station and a newspaper in the same market.

Item 1B. Unresolved Staff Comments.

None.

Item 2. Properties.

The Company's principal executive offices are located at 4370 Peachtree Road, NE, Atlanta, Georgia, 30319. The Company's administrative office is located at 126 North Washington St., Third Floor, Albany, Georgia, 31701.

The types of properties required to support television stations include offices, studios, transmitter sites and antenna sites. A station's studios are generally housed with its offices in business districts. The transmitter sites and antenna are generally located in elevated areas to provide optimal signal strength and coverage.

The following table sets forth certain information regarding the Company's television stations and related properties as of March 9, 2006.

Market Area, Station and Use	Owned or Leased	Approximate Size (sq. ft.)(a)	Height(ft.)/Analog Power	Lease Expiration Date
Knoxville, Tennessee, WVLT				
Office and studio	Owned	18,000		—
Transmission tower site	Leased	Tower space	1,078/316 kw	6/2028
Lexington, Kentucky, WKYT				
Office and studio	Owned	34,500		
Transmission tower site	Owned		1,510/60 kw	—
Hazard, Kentucky, WYMT				
Office and studio	Owned	21,200	—	—
Transmission tower site	Leased		1,029/263 kw	6/2010
Transmitter buildings and improvements	Owned	816 and 864		—
Waco, Texas, KWTX				
Office and studio	Owned	34,000	—	—
Moody, Texas, KWTX				
Transmission tower site	Owned	856	1,679/209 kw	—
Killeen, Texas, KWTX				
Office Space	Leased	3,000		07/2006
Tower Relay	Owned		109	—
Bryan, Texas, KBTX				
Office and studio	Owned	13,000		—
Transmission tower	Owned		374	
Grimes County, Texas, KBTX				
Transmission tower site	Leased	1,300	1,705/70 kw	03/2023
Calvert, Texas, KBTX				
Transmission Tower	Owned	80 and 96	252	
Falls County, Texas, KBTX				
Transmission Tower	Owned	128	200	
Beaver Crossing, Nebraska, KOLN				
Transmission tower site	Owned	120 acres	1,500/302 kw	—
Lincoln, Nebraska, KOLN				
Office and studio	Owned	28,044	400	
Heartwell, Nebraska, KOLN				
Transmission Tower site	Owned	71	1,069/316 kw	
Grand Island, Nebraska, KGIN				
Office and studio	Leased	3,616		12/2008
Transmission tower site	Owned	71	1,069/316kw	

Market Area, Station and Use	Owned or Leased	Approximate Size (sq. ft.)(a)	Height(ft.)/ Analog Power	Lease Expiration Date
Washington, North Carolina, WITN Office and studio	Owned	19,600	198	—
Greenville, North Carolina, WITN Office and studio	Leased	2,822	—	11/2006
Grifton, North Carolina, WITN Transmitter building	Owned	4,190	2,000	—
Transmission tower site	Leased	9 acres	316 kw	01/2029
Tallahassee, Florida, WCTV Office and studio	Owned	20,000		—
Transmission tower site	Leased	37 acres	400	12/2014
Tallahassee, Florida, WCTV Office and studio (Halstead Blvd)	Owned	29,000		--
Transmission tower site (27 site)	Owned	10 acres	900	--
Metcalf, Georgia, WCTV Transmission tower site	Owned	182 acres	2,000/96 kw	—
North Augusta, South Carolina, WRDW Office and studio	Owned	17,000	501/20 kw	—
Beech Island, South Carolina, WRDW Transmission tower site	Owned	143 acres	1,454/750 kw 1,591/316 kw	—
Eau Claire, Wisconsin, WEAU Office and studio	Owned	16,116	961	—
Township of Fairchild, Wisconsin, WEAU Transmitter building and transmission site	Owned With easement	2,304	2,000/316 kw	
Panama City, Florida, WJHG Office and studio	Owned	14,000	413	—
Youngstown, Florida, WJHG Transmission tower site	Owned	17 acres	867/316kw 52 kw digital	—
Sherman, Texas, KXII Office and studio	Owned	12,813	202	—
Madill, Oklahoma, KXII Transmission tower site	Owned	1,200	1,694/316 kw	—
Ardmore, Oklahoma, KXII Studio and offices	Owned	3,000	60	
Paris, Texas, KXII Translator Tower	Owned	60	300/10 kw	—
Wichita-Hutchinson, Kansas, KAKE-TV Office and Studio	Owned	46,762	—	—
Tower/Transmitter site	Owned	2,176	1,079/316 kw	—
Colby, Kansas, KLBY-TV Tower/Transmitter site	Leased	1,000	768/100 kw	04/2007
Garden City, Kansas, KUPK-TV Office and Studio	Owned	1,831	—	—
Tower/Transmitter site	Owned	4,655	880/224 kw	—
Omaha, Nebraska, WOWT-TV Office and Studio	Owned	58,829	528/100 kw	—
Tower/Transmitter site	Owned	2,500	1,342/100 kw	—

Market Area, Station and Use	Owned or Leased	Approximate Size (sq. ft.)(a)	Height(ft.)/Analog Power	Lease Expiration Date
Madison, Wisconsin, WMTV-TV				
Office and Studio	Owned	16,485(b)	—	—
Tower	Leased		1299/891 kw	5/2103
Transmitter site	Owned			—
South Bend, Indiana, WNDU-TV				
Office and studio building	Owned	39,800		
Office and studio property	Leased	12.4 Acres		
Transmission tower site	Owned	56 Acres	1,072/5000kw	2021
Colorado Springs-Pueblo, Colorado, KKTV				
Office and Studio	Owned	30,465	—	—
Tower/Transmitter site	Leased	800	350/234 kw	02/2059
Lansing, Michigan, WILX-TV				
Office and Studio	Owned	13,700	—	—
Tower/Transmitter site	Leased	5,000	994/309 kw	10/2008
Rockford, Illinois, WIFR-TV				
Office and Studio	Owned	15,858(b)	—	—
Tower/Transmitter site	Owned		729/562 kw	—
Wausau-Rhineland, WI WSAW-TV				
Office and Studio	Owned	24,400	—	—
Tower/Transmitter site	Leased	1,440	650/316 kw	08/2017
Translator Tower site – Sayner, WI	Owned	144	495/1kw	---
Topeka, Kansas, WIBW-TV				
Office and Studio	Owned	19,800	—	—
Tower/Transmitter site	Leased	2,338	1,249/316 kw	02/2062
Dothan, Alabama WTVY-TV				
Office and Studio	Leased	20,440	—	12/2010
Bonifay, FL WTVY-TV				
Tower/Transmitter site	Owned	2,500	1,880/100 kw	—
Harrisonburg, Virginia, WHSV-TV				
Office and Studio	Leased	18,000	—	04/2018(c)
Tower/Transmitter site	Leased	2,016	337/8.32 kw	12/2001(d)
Bowling Green, Kentucky, WBKO-TV				
Office and Studio	Owned	17,598	—	—
Tower/Transmitter site	Owned	1,175	603/316 kw	—
Meridian, Mississippi, WTOK-TV				
Office and Studio	Owned	34,061	—	—
Tower/Transmitter site	Owned	1,504	319/316 kw	—
Parkersburg, West Virginia, WTAP-TV				
Office and Studio	Owned	17,500	—	—
Tower/Transmitter site	Owned	3,600	460/216 kw	—
Reno, Nevada, KOLO-TV				
Office and studio	Owned	20,600	—	—
Transmission tower site	Leased		80/20kw	12/2030
Transmitter building and improvements	Owned	1018 and 864		—
Charlottesville, VA, WCAV-TV				
Office and Studio	Leased	8,900		04/2009
Transmission Tower / 2 Antennas	Leased	1,000	198/34.91 kw	
			190/15.74 kw	04/2009
Antennae for WAHU FOX	Leased	2,500	210/50 kw	04/2009

Market Area, Station and Use	Owned or Leased	Approximate Size (sq. ft.)(a)	Height(ft.)/ Analog Power	Lease Expiration Date
Grand Junction, CO, KKCO-TV				
Office and Studio	Leased	4,000		4/30/2006
Tower/Transmitter site	Leased		300/155kw	12/31/2006
Transmitter building and improvements	Owned	800		
Charleston, WV, WSAZ				
Office and Studio – Charleston	Owned	6,468		
Tower	Owned		180/1 kw	
Huntington, WV, WSAZ				
Office and Studio	Owned	24,476		
Tower	Owned		1061/42.7 kw	
Tower	Owned		1061/724 kw	
Moultrie, GA, WSWG				
Office	Owned	6,000		
Office	Leased	170		10/2009
Transmission Tower	Leased		960/1.7 mw	10/2009

- (a) Approximate size is for building space only and does not include the land on which the facilities are located.
- (b) The tower/transmitter is located at and included within the size of the office and studio premises.
- (c) The Company has an option to purchase this property during the term of the lease. The purchase price is subject to adjustment depending upon the date the option is exercised.
- (d) The United States Department of Agriculture Forest Service granted us a Special Use Permit to occupy this land.

Item 3. Legal Proceedings.

Settlement of Income Tax Matter

In October 2001, the Company received a notice of deficiency from the Internal Revenue Service (the “IRS”) with respect to its 1996 and 1998 federal income tax returns. The notice of deficiency alleged that the Company recognized a significant amount of taxable gain from the sale of certain assets in 1996 in connection with a business acquisition from First American Media, Inc. The notice of deficiency also alleged that the Company’s 1996 acquisition of certain assets from First American Media, Inc. should be characterized for tax purposes as an acquisition of stock. On January 18, 2002, the Company filed a petition to contest the matter in the United States Tax Court.

In January 2004, the Company settled its litigation with the IRS regarding all deficiencies related to the IRS’ audit of the Company’s 1996 and 1998 federal income tax returns. The settlement required no cash payments from the Company. The Company agreed in the settlement to forego certain claimed depreciation and amortization deductions relating to the 1996 through 1999 tax years, which in turn resulted in a reduction of the federal income tax net operating loss carryforwards by approximately \$16.3 million. During the three months ended December 31, 2003, the Company recorded a non-cash charge to decrease its deferred tax assets by approximately \$5.8 million to reflect this settlement. During 2004 and as a result of the settlement, the Company collected a previously claimed federal tax cash refund of approximately \$1.1 million, plus statutory interest, that related to 1996.

Other Legal Proceedings

The Company is not a party to any legal proceedings in which an adverse outcome would have a material adverse effect, either individually or in the aggregate, upon the Company except as described below.

Investment in Broadcasting Company

The Company has an equity investment in Sarkes Tarzian, Inc. (“Tarzian”) representing shares in Tarzian which were originally held by the estate of Mary Tarzian (the “Estate”). As described more fully below, the Company’s ownership of the Tarzian shares is subject to certain litigation.

On February 12, 1999, Tarzian filed suit in the United States District Court for the Southern District of Indiana against U.S. Trust Company of Florida Savings Bank as Personal Representative of the Estate, claiming that Tarzian had a binding and enforceable contract to purchase the Tarzian shares from the Estate. On February 3, 2003, the Court entered judgment on a jury verdict in favor of Tarzian for breach of contract and awarding Tarzian \$4.0 million in damages. The Estate appealed the judgment and the Court’s rulings on certain post-trial motions, and Tarzian cross-appealed. On February 14, 2005, the U.S. Court of Appeals for the Seventh Circuit issued a decision concluding that no contract was ever created between Tarzian and the Estate, reversing the judgment of the District Court, and remanding the case to the District Court with instructions to enter judgment for the Estate. Tarzian’s petition for rehearing was denied by the Seventh Circuit Court of Appeals, and the U.S. Supreme Court denied Tarzian’s petition for certiorari. Tarzian also filed a motion for a new trial in the District Court based on the Estate’s alleged failure to produce certain documents in discovery. The District Court denied Tarzian’s motion, and on February 24, 2006, the Seventh Circuit Court of Appeals affirmed the District Court’s ruling. Tarzian has not petitioned for rehearing and has 90 days from the date of the Seventh Circuit’s opinion in which to petition the U.S. Supreme Court for certiorari. The Company cannot predict when the final resolution of this litigation will occur.

On March 7, 2003, Tarzian filed suit in the United States District Court for the Northern District of Georgia against Bull Run Corporation and the Company for tortious interference with contract and conversion. The lawsuit alleges that Bull Run Corporation and the Company purchased the Tarzian shares with actual knowledge that Tarzian had a binding agreement to purchase the stock from the Estate. The lawsuit seeks damages in an amount equal to the liquidation value of the interest in Tarzian that the stock represents, which Tarzian claims to be as much as \$75 million, as well as attorneys' fees, expenses, and punitive damages. The lawsuit also seeks an order requiring the Company and Bull Run Corporation to turn over the stock certificates to Tarzian and relinquish all claims to the stock. The stock purchase agreement with the Estate would permit the Company to make a claim against the Estate in the event that title to the Tarzian Shares is ultimately awarded to Tarzian. There is no assurance that the Estate would have sufficient assets to honor any or all of such potential claims. The Company filed its answer to the lawsuit on May 14, 2003 denying any liability for Tarzian's claims. On May 27, 2005, the Court issued an Order administratively closing the case pending resolution of Tarzian's lawsuit against the Estate in Indiana federal court. The Company believes it has meritorious defenses and intends to vigorously defend the lawsuit. The Company cannot predict when the final resolution of this litigation will occur.

Item 4. Submission of Matters to a vote of Security Holders.

No matters were submitted to a vote of security holders of the Company during the fourth quarter of the fiscal year covered.

Item 4A. Executive Officers of the Registrant.

Set forth below is certain information with respect to the executive officers of the Company as of March 8, 2006:

J. Mack Robinson, age 82, has been our Chairman and Chief Executive Officer since September 2002. Prior to that, he was our President and Chief Executive Officer since 1996. He has served as one of our directors since 1993. He is the Chairman of the Executive Committee of our board of directors. Mr. Robinson is Chairman *Emeritus* of Triple Crown Media, Inc. since December 30, 2005 and previously served as Chairman of the Board of Bull Run Corporation from 1994 through 2005, Chairman of the Board and President of Delta Life Insurance Company and Delta Fire and Casualty Insurance Company since 1958, President of Atlantic American Corporation, an insurance holding company, from 1988 until 1995 and Chairman of the Board of Atlantic American Corporation since 1974. Mr. Robinson also serves as a director of the following companies: Bankers Fidelity Life Insurance Company, American Independent Life Insurance Company, Georgia Casualty & Surety Company, American Southern Insurance Company and American Safety Insurance Company. He is a director *emeritus* of Wachovia Corporation. Mr. Robinson is the husband of Mrs. Harriett J. Robinson and the father-in-law of Mr. Hilton H. Howell, Jr., both members of our board of directors.

Hilton H. Howell, Jr., age 43, has been our Vice Chairman since September 2002. Prior to that, he was our Executive Vice President since September 2000. He has served as one of our directors since 1993. He is a member of the Executive Committee of our board of directors. He has served as President and Chief Executive Officer of Atlantic American Corporation, an insurance holding company, since 1995 and Executive Vice President from 1992 to 1995. He has been Executive Vice President and General Counsel of Delta Life Insurance Company and Delta Fire and Casualty Insurance Company since 1991, and Vice Chairman of Bankers Fidelity Life Insurance Company and Georgia Casualty & Surety Company since 1992. He is a director of Triple Crown Media, Inc. since December 30, 2005 and was previously a director, Vice President and Secretary of Bull Run Corporation, from 1994 through 2005. Mr. Howell also serves as a director of the following companies: Atlantic American Corporation, Bankers Fidelity Life Insurance Company, Delta Life Insurance Company, Delta Fire and Casualty Insurance Company, Georgia Casualty & Surety Company, American Southern Insurance Company, American Safety Insurance Company, Association Casualty Insurance Company and Association Risk Management General Agency. He is the son-in-law of Mr. J. Mack Robinson and Mrs. Harriett J. Robinson, both members of our board of directors.

Robert S. Prather, Jr., age 61, has served as our President and Chief Operating Officer since September 2002. Prior to that, he served as our Executive Vice President — Acquisitions since 1996. He has served as one of our directors since 1993. He is a member of the Executive Committee of our board of directors. He has served as Chairman of Triple Crown Media, Inc. since December 30, 2005 and was previously a director, Vice President and Secretary of Bull Run Corporation, from 1994 through 2005. He serves as an advisory director of Swiss Army Brands, Inc., and serves on the Board of Trustees of the Georgia World Congress Center Authority and also serves as a member of the Board of Directors for Gabelli Asset Management and Victory Ventures, Inc.

James C. Ryan, age 45, has served as our Senior Vice President and Chief Financial Officer since September 2002. Prior to that, he was our Vice President and Chief Financial Officer since October 1998.

He was the Chief Financial Officer of Busse Broadcasting Corporation from 1987 until it was acquired by the Company in 1998.

Robert A. Beizer, age 66, has served as our Vice President for Law and Development and Secretary since 1996. From June 1994 to February 1996 he was of counsel to Venable, Baetjer, Howard & Civiletti, a law firm, in its regulatory and legislative practice group. From 1990 to 1994, Mr. Beizer was a partner in the law firm of Sidley & Austin and was head of their communications practice group in Washington, D.C. He is a past president of the Federal Communications Bar Association and has served as a member of the American Bar Association House of Delegates.

PART II

Item 5. Market for Registrant's Common Equity, Related Stockholder Matters and Issuer Purchases of Equity Securities.

The Company's common stock, no par value (the "Common Stock"), and its class A common stock, no par value (the "Class A Common Stock"), have been listed and traded on The New York Stock Exchange (the "NYSE") since September 24, 1996 and June 30, 1995, respectively. Prior to September 16, 2002, the Common Stock was named class B common stock.

The following table sets forth the high and low sale prices of the Common Stock and the Class A Common Stock as well as the cash dividend declared for the periods indicated. The high and low sales prices of the Common Stock and the Class A Common Stock are as reported by the NYSE.

	Common Stock			Class A Common Stock		
	High	Low	Cash Dividends Declared Per Share	High	Low	Cash Dividends Declared Per Share
2005:						
First Quarter	\$15.74	\$13.61	\$0.03	\$14.00	\$11.99	\$0.03
Second Quarter	14.66	10.58	0.03	13.44	10.30	0.03
Third Quarter	13.59	10.10	0.03	12.22	9.80	0.03
Fourth Quarter	9.41	7.65	0.03	8.66	7.43	0.03
2004:						
First Quarter	\$16.22	\$13.52	\$0.03	\$15.99	\$13.42	\$0.03
Second Quarter	16.19	13.62	0.03	14.98	12.10	0.03
Third Quarter	13.95	11.20	0.03	13.12	10.66	0.03
Fourth Quarter	15.74	12.00	0.15	14.41	10.90	0.15

As of February 23, 2006, the Company had 43,051,781 outstanding shares of Common Stock held by approximately 2,026 stockholders and 5,753,020 outstanding shares of Class A Common Stock held by approximately 222 stockholders. The number of stockholders includes stockholders of record and individual participants in security position listings as furnished to the Company pursuant to Rule 17Ad-8 under the Exchange Act.

The Company has paid a cash dividend on its Common Stock since its initial offering in 1996 and on its Class A Common Stock since 1967. The Company declared a special dividend of 12 cents per share in the fourth quarter of 2004. The Company's Articles of Incorporation provide that each share of Common Stock is entitled to one vote and each share of Class A Common Stock is entitled to 10 votes. The Articles of Incorporation require that the Common Stock and the Class A Common Stock receive dividends on a *pari passu* basis. There can be no assurance of the Company's ability to continue to pay any dividends on either class of common stock.

The Company's senior credit facility and its 9¼% Notes due 2011 each contain covenants that restrict the amount available to the Company to pay cash dividends on its capital stock. However, the Company does not believe that such covenants currently limit its ability to pay dividends at the recent quarterly rate of \$0.03 per share. In addition to the foregoing, the declaration and payment of dividends on the Common Stock and the Class A Common Stock are subject to the discretion of the Board of Directors. Any future payments of dividends will depend on the earnings and financial position of the Company and such other factors as the Board of Directors deems relevant. See Note E. Long-term Debt

to the Company's audited consolidated financial statements included elsewhere herein for further discussion of restrictions on the Company's ability to pay dividends.

Issuer Purchases of Equity Securities

The following tables provide information about Gray's repurchase of its common stock (ticker: GTN) and its class A common stock (ticker: GTN.A) during the quarter ended December 31, 2005.

Issuer Purchases of Common Stock and Class A Common Stock

Period	NYSE Ticker Symbol	Total Number of Shares Purchased	Average Price Paid per Share⁽¹⁾	Total Number of Shares Purchased as Part of Publicly Announced Plans	Maximum Number of Shares that May Yet Be Purchased Under the Plans or Programs⁽²⁾
October 1, 2005 through October 31, 2005:	GTN	130,000	\$ 10.01	130,000	
	GTN.A	-0-	\$ 00.00	-0-	1,712,400
November 1, 2005 through November 30, 2005:	GTN	-0-	\$ 00.00	-0-	
	GTN.A	-0-	\$ 00.00	-0-	1,712,400
December 1, 2005 through December 31, 2005:	GTN	-0-	\$ 00.00	-0-	
	GTN.A	-0-	\$ 00.00	-0-	1,712,400
Total		<u>130,000</u>	<u>\$ 10.01</u>	<u>130,000</u>	<u>1,712,400</u>

(1) Amount excludes standard brokerage commissions.

(2) On November 3, 2004, the Company's Board of Directors increased, from 2 million to 4 million, the aggregate number of shares of its Common Stock or Class A Common Stock authorized for repurchase. On March 3, 2004, Gray's Board of Directors had previously authorized the repurchase, from time to time, of up to an aggregate of 2 million shares of the Company's Common Stock or Class A Common Stock. As of December 31, 2005, 1,712,400 shares of the Company's Common Stock and Class A Common Stock are available for repurchase under the increased limit of 4 million shares. There is no expiration date for this repurchase plan.

Equity Compensation Plan Information

See "Item 12 - Security Ownership of Certain Beneficial Owners and Management and Related Stockholder Matters - Equity Compensation Plan Information" for disclosure regarding the Company's equity compensation plans.

Item 6. Selected Financial Data.

Set forth below is certain selected historical consolidated financial data of the Company. This information should be read in conjunction with the Company's audited consolidated financial statements and related notes thereto appearing elsewhere herein and "Management's Discussion and Analysis of Financial Condition and Results of Operations."

	Year Ended December 31,				
	2005 ⁽²⁾	2004	2003	2002 ⁽¹⁾	2001
(in thousands except per share data)					
Statements of Operations Data					
Revenues (3)	\$ 261,553	\$ 293,273	\$ 243,061	\$ 146,714	\$ 106,430
Operating income	60,861	100,415	62,543	43,354	9,089
Loss on early extinguishment of debt (4)	(6,543)	-0-	-0-	(16,838)	-0-
Income (loss) from continuing operations	4,604	36,517	7,538	(4,581)	(17,968)
Income (loss) from discontinued publishing and wireless operations, net of income tax of \$3,253, \$5,059, \$5,672, \$4,664, and \$3,014, respectively (5)	(1,242)	7,768	6,486	(137)	(4,650)
Cumulative effect of accounting change, net of income tax benefit of \$8,674 (6)	-0-	-0-	-0-	(19,223)	-0-
Net income (loss)	3,362	44,285	14,024	(23,941)	(13,318)
Net income (loss) available to common stockholders	(2,286)	41,013	10,737	(30,371)	(13,934)
Net income (loss) from continuing operations available to common stockholders per common share:					
Basic	0.02	0.67	0.08	(0.50)	(1.19)
Diluted	0.02	0.66	0.08	(0.50)	(1.19)
Net income (loss) available to common stockholders per common share:					
Basic	(0.05)	0.83	0.21	(1.37)	(0.89)
Diluted	(0.05)	0.82	0.21	(1.37)	(0.89)
Cash dividends per common share (7)	0.12	0.24	0.08	0.08	0.08
Balance Sheet Data (at end of period):					
Total assets	\$1,525,054	\$1,374,466	\$1,325,329	\$1,332,048	\$ 830,056
Long-term debt (including current portion)	792,509	655,905	655,846	658,096	551,258
Redeemable serial preferred stock	39,090	39,003	39,276	39,190	-0-
Total stockholders' equity	380,996	378,237	362,775	373,366	142,196

(1) Reflects the acquisitions of Gray MidAmerica Television, completed October 25, 2002 and KOLO-TV, completed December 18, 2002, as of their respective acquisition dates. For further information concerning these acquisitions, see Part 1, Item 1. Business included elsewhere herein.

(2) Reflects the acquisitions of KKCO-TV on January 31, 2005, WSWG-TV on November 10, 2005 and WSAZ-TV on November 30, 2005 as of their respective acquisition dates. For further information concerning these acquisitions, see Part 1, Item 1. Business included elsewhere herein.

- (3) The Company's revenues fluctuate significantly between years consistent with increased advertising expenditures associated with political election years.
- (4) The Company recorded in 2005 losses on early extinguishment of debt related to two amendments to its senior credit facility and the repurchase of a portion of its 9 ¼ % Senior Subordinated Notes, and recorded in 2002 a loss on early extinguishment of debt related to the amendment of its senior credit facility and the redemption of its 10 5/8 % Senior Subordinated Notes due in 2006.
- (5) The Company completed (i) the contribution of all of its membership interests in Gray Publishing, LLC, which included its Gray Publishing and Graylink Wireless businesses and (ii) the spinoff of all the common stock to Gray's shareholders on December 30, 2005. The selected financial information for all years presented reflect the reclassification of the results of operations of those businesses as discontinued operations, net of income tax. See Note B. Discontinued Operations to the Company's audited consolidated financial statements included elsewhere herein.
- (6) Upon adoption of Statement of Financial Accounting Standard No.142 "Goodwill and Other Intangible Assets", the Company recorded a non-cash charge of approximately \$39.9 million (\$26.6 million after income taxes) as a cumulative effect of accounting change. Of this amount, \$12.0 million (\$7.4 million, net of income tax) was related to discontinued operations and is included in the income (loss) from discontinued operations.
- (7) Cash dividends for 2004 include a Special Cash Dividend of 12 cents per share approved in the fourth quarter of 2004 and paid in the first quarter of 2005.

Item 7. Management's Discussion and Analysis of Financial Condition and Results of Operations.

Executive Overview

Introduction

The following analysis of the financial condition and results of operations of Gray Television, Inc. (the "Company") should be read in conjunction with the Company's audited consolidated financial statements and notes thereto included elsewhere herein.

Overview

The operating revenues of the Company's television stations are derived primarily from broadcast advertising revenues and, to a much lesser extent, from ancillary services such as production of commercials and tower rentals as well as compensation paid by the networks to the stations for broadcasting network programming.

Broadcast advertising is sold for placement either preceding or following a television station's network programming and within local and syndicated programming. Broadcast advertising is sold in time increments and is priced primarily on the basis of a program's popularity among the specific audience an advertiser desires to reach, as measured by Nielsen. In addition, broadcast advertising rates are affected by the number of advertisers competing for the available time, the size and demographic makeup of the market served by the station and the availability of alternative advertising media in the market area. Broadcast advertising rates are the highest during the most desirable viewing hours, with corresponding reductions during other hours. The ratings of a local station affiliated with a major network can be affected by ratings of network programming.

Most broadcast advertising contracts are short-term, and generally run only for a few weeks. Approximately 68% of the net revenues of the Company's television stations for the year ended December 31, 2005, were generated from local advertising (including political advertising revenues), which is sold primarily by a station's sales staff directly to local accounts, and the remainder represented primarily by national advertising, which is sold by a station's national advertising sales representative. The stations generally pay commissions to advertising agencies on local, regional and national advertising and the stations also pay commissions to the national sales representative on national advertising.

Broadcast advertising revenues are generally highest in the second and fourth quarters each year, due in part to increases in consumer advertising in the spring and retail advertising in the period leading up to and including the holiday season. In addition, broadcast advertising revenues are generally higher during even numbered years due to spending by political candidates, which spending typically is heaviest during the fourth quarter. Consistent with this trend the Company has not received significant political advertising revenue during the current year.

The broadcasting operations' primary operating expenses are employee compensation, related benefits and programming costs. In addition, the broadcasting operations incur overhead expenses, such as maintenance, supplies, insurance, rent and utilities. A large portion of the operating expenses of the broadcasting operations is fixed.

2005 Spinoff

On December 30, 2005, the Company completed the spinoff of all of the outstanding stock of Triple Crown Media, Inc. ("TCM"). Immediately prior to the spinoff, the Company contributed all of the membership interests in Gray Publishing, LLC which owned and operated the Company's Gray

Publishing and GrayLink Wireless businesses and certain other assets, to TCM. In the spinoff, each of the holders of our common stock received one share of TCM Common stock for every ten shares of our common stock and each holder of our Class A common stock received one share of TCM common stock for every ten shares of our Class A common stock. As part of the spinoff, the Company received an approximate \$44 million cash distribution from TCM, which Gray used to reduce its outstanding indebtedness on December 30, 2005. TCM is now quoted on the Nasdaq National Market under the symbol "TCMI." The financial position and results of operations of the publishing and wireless businesses are reported in the Company's consolidated balance sheet and statement of operations as discontinued operations for all periods presented. Please refer to Note B. Discontinued Operations to the Company's audited consolidated financial statements included elsewhere herein.

Recent Acquisition Activity

On March 3, 2006, the Company completed the acquisition of the stock of Michiana Telecasting Corp., owner of WNDU-TV, the NBC affiliate in South Bend, Indiana, from the University of Notre Dame for \$85 million in cash plus certain transaction fees. The Company financed this acquisition with borrowings under the Company's senior credit facility.

On November 30, 2005, the Company completed the acquisition of the assets of WSAZ-TV, Channel 3, the NBC affiliate serving the in Charleston-Huntington, West Virginia market, from Emmis Communications Corp for approximately \$185.8 million. The Company used funds borrowed under its senior credit facility and a portion of its cash on hand to fund this acquisition.

On November 10, 2005, the Company completed the acquisition of the assets of WVAG-TV, the UPN affiliate serving Albany, Georgia from P.D. Communications, LLC for approximately \$3.75 million. The Company used a portion of its cash on hand to fund this acquisition. Subsequent to the acquisition the Company re-named the station WSWG-TV.

On January 31, 2005, the Company completed the acquisition of KKCO-TV for approximately \$13.5 million. KKCO-TV, Channel 11 serves the Grand Junction, Colorado television market and is an NBC affiliate. The Company used a portion of its cash on hand to fully fund this acquisition. Due to the acquisitions of WSAZ-TV, WSWG-TV and KKCO-TV occurring in 2005, the operating results of these stations are not reflected in the Company's Consolidated Financial Statements as of and for the years ended December 31, 2004, and 2003 included elsewhere herein. The results for these stations are included in the results of operations for the year ended December 31, 2005 beginning on their acquisition dates.

On August 17, 2004, the Company completed the acquisition of a FCC television license for WCAV-TV, Channel 19, in Charlottesville, Virginia from Charlottesville Broadcasting Corporation. Gray's cost to acquire that FCC license was approximately \$1 million. CBS, Inc. has agreed to a ten-year affiliation agreement to allow Gray to operate WCAV-TV as a CBS-affiliated station. Gray also has an FCC license to operate a low power television station, WVAW-TV, also in the Charlottesville, Virginia television market. The American Broadcasting Company has agreed to an affiliation agreement expiring December 31, 2013 to allow Gray to operate WVAW-TV as an ABC affiliate. Additionally during 2005 the Company also acquired an FCC license to operate another low power television license, WAHU-TV, also in the Charlottesville, Virginia television market. The Fox broadcast network has agreed to an affiliation agreement to allow the Company to operate WAHU-TV as a FOX affiliate. WCAV-TV and WVAW-TV began broadcasting in August 2004 and WAHU-TV's license was acquired on July 1, 2005. Gray's total cost to acquire and/or construct the combined broadcast facilities for these three stations was approximately \$8.5 million.

Net Revenues

Set forth below are the principal types of revenues earned by the Company's broadcasting operations for the periods indicated and the percentage contribution of each to total revenues (dollars in thousands):

	Year Ended December 31,					
	2005		2004		2003	
	Amount	%	Amount	%	Amount	%
Net Revenues:						
Local	\$ 174,568	66.7%	\$ 160,648	54.8%	\$ 150,105	61.8%
National	70,825	27.1%	70,817	24.1%	70,798	29.1%
Network compensation	5,095	2.0%	9,951	3.4%	8,378	3.5%
Political	2,862	1.1%	41,706	14.2%	5,668	2.3%
Production and other	8,203	3.1%	10,151	3.5%	8,112	3.3%
	<u>\$ 261,553</u>	<u>100.0%</u>	<u>\$ 293,273</u>	<u>100.0%</u>	<u>\$ 243,061</u>	<u>100.0%</u>

Results of Operations of the Company

Year Ended December 31, 2005 to Year Ended December 31, 2004

Revenues. Total broadcasting revenues decreased 11% over the same period of the prior year to \$261.6 million. Local broadcasting advertising revenues, increased 9% to \$174.6 million from \$160.6 million. Since January 1, 2004 the Company has launched UPN second channels in six of its existing television markets, built television station WCAV-TV in Charlottesville, VA which commenced broadcast operations in August, 2004, acquired television stations KKCO-TV, Grand Junction, CO on January 31, 2005, WSWG-TV, Albany GA on November 10, 2005 and WSAZ-TV, Charleston - Huntington, WV on November 30, 2005 and sold the Company's satellite uplink operations on December 31, 2004. These transactions account for approximately one-third, or \$5.0 million of the Company's overall increase in local broadcasting advertising revenues. For the stations continuously operated since January 1, 2004 local broadcasting advertising revenues, excluding political advertising revenues increased 6% or \$9.0 million due to increased demand for commercial time by local advertisers. National broadcasting advertising revenues of \$70.8 million were consistent between the years ended December 31, 2005 and 2004. The transactions discussed above account for approximately \$1.6 million of the total national broadcasting advertising. National advertising for the stations and second channels continuously operated since January 1, 2004 decreased approximately 2% or \$1.6 million due to decreased demand for commercial time by national advertisers. Political advertising revenues decreased to \$2.9 million from \$41.7 million reflecting the cyclical influence of the 2004 Presidential election. In addition, in the 2004 period Gray recorded approximately \$3.0 million of broadcast revenue associated with the broadcast of the 2004 Summer Olympics. There was no such similar Olympic broadcast in the current year. Network compensation revenue decreased 49% to \$5.1 million from \$10.0 million due to lower revenue from renewed network affiliation agreements. However, under the terms of the affiliation agreements, Gray's cash payments received or receivable in excess of revenue recognized in accordance with generally accepted accounting principles approximated \$2.8 million for the year ended December 31, 2005. In the same period of the prior year, the network compensation revenue and the related cash payments received or receivable were approximately equal in their respective amounts.

Operating expenses. Broadcasting expenses, before depreciation, amortization and loss on disposal of assets increased 2% to \$161.9 million from \$158.3 million. For the stations continuously operated since January 1, 2004 broadcast expenses decreased approximately 1%, or \$1.8 million. This decrease in existing broadcast expenses was due primarily to reduced payroll expenses, including station incentive bonus expense, reduced commissions to national sales representatives reflecting the lower political revenue discussed above and reduced legal and consulting services. The six new UPN second channels,

WCAV-TV and the newly acquired stations (KKCO-TV, WSWG-TV and WSAZ-TV) incurred approximately \$8.5 million in operating expenses for the year ended December 31, 2005.

Corporate and administrative expenses. Corporate and administrative expenses before depreciation, amortization and loss on disposal of assets decreased 1% to \$11.5 million from \$11.7 million in the year ended December 31, 2005 as compared to the same period in 2004.

Depreciation. Depreciation of property and equipment totaled \$24.5 million and \$22.0 million for the years ended December 31, 2005 and 2004, respectively. The increase in depreciation was due to newly acquired equipment.

Amortization of intangible assets. Amortization of intangible assets was \$1.0 million for the year ended December 31, 2005, as compared to \$920,000 for the year ended December 31, 2004. The increase in amortization expense was due to definite lived intangible assets that were acquired in 2005.

Amortization of restricted stock awards. Amortization of restricted stock awards decreased 24% to \$391,000 for the year ended December 31, 2005 compared to \$512,000 for the year ended December 31, 2004. Amortization of restricted stock awards decreased due to the grant and complete amortization of a 10,000 share restricted stock award in 2004. The Company awarded 5,000 and 15,000 shares of restricted stock in 2005 and 2004 respectively. These shares were awarded to its board of directors and president.

Loss on disposal of assets. A loss on disposal of assets of \$1.4 million was recorded for the year ended December 31, 2005, as opposed to a gain on disposal of assets of \$496,000 for the year ended December 31, 2004. These amounts reflect disposals of equipment during the respective periods.

Miscellaneous income, net. Miscellaneous income, net decreased \$421,000 to \$558,000 in the year ended December 31, 2005 compared to \$1.0 million in the year ended December 31, 2004. Included in miscellaneous income was interest income of \$468,000 in the year ended December 31, 2005 and \$818,000 in the year ended December 31, 2004. The majority of this interest income was received from interest on the Company's cash and cash equivalents balances.

Interest expense. Interest expense increased \$4.5 million to \$46.5 million in the year ended December 31 2005 compared to \$42.0 million in the year ended December 31, 2004. This increase is primarily attributable to higher average interest rates in 2005 compared to 2004 and increases in amounts borrowed under the Company's Senior Credit Facility to fund recent acquisitions. The total average debt balance was \$670.0 million and \$656.9 million for the years ended December 31, 2005 and 2004, respectively. The total average interest rates were 6.79% and 6.08% for the years ended December 31, 2005 and 2004, respectively.

Loss on Early Extinguishment of Debt. Gray reported a loss on early extinguishment of debt in the amount of \$6.5 million which related to four events: the repurchase by Gray of a portion of its 9¼% Notes, two amendments of Gray's senior credit facility, first on June 28, 2005 and again on November 22, 2005, and other costs related to abandoned refinancing activities:

- Gray repurchased \$21.5 million, face amount, of its 9¼% Notes in the open market. Associated with this repurchase, Gray recorded a loss upon early extinguishment of debt of \$2.6 million which included a premium of \$2.0 million, the write off of unamortized deferred finance costs of \$485,000 and an unaccreted discount of \$74,000. Upon repurchase of Gray's 9¼% Notes, Gray paid \$749,000 in accrued interest.
- On June 28, 2005, Gray amended its senior credit facility. Gray paid out approximately \$1.6 million in cash for the amendment of the senior credit facility and of this amount \$1.2 million was

capitalized as deferred financing costs which will be amortized to interest expense over the remaining life of the agreement. The remaining \$370,000 was reported as a loss on early extinguishment of debt. Furthermore, Gray wrote off deferred financing costs and recognized a loss on early extinguishment of debt in the amount of \$1.8 million. The total loss on early extinguishment of debt related to the June 2005 amendment of the senior credit facility was \$2.2 million.

- On November 22, 2005, Gray amended its senior credit facility. Gray paid out approximately \$5.6 million in cash for the amendment of the senior credit facility and of this amount \$5.5 million was capitalized as deferred financing costs which will be amortized to interest expense over the remaining life of the agreement. The remaining \$81,000 was reported as a loss on early extinguishment of debt. \$873,000 of previously capitalized cost was also reported as a loss on early extinguishment of debt. The total loss on early extinguishment of debt related to the November 2005 amendment was \$954,000.
- During 2005 the Company incurred and subsequently wrote off approximately \$817,000 in professional and other costs incurred to explore other means of refinancing portions of its indebtedness.

Income tax expense. The effective tax rate increased to 44.7% for the year ended December 31, 2005 from 38.5% for the year ended December 31, 2004. Income tax expense for 2005 increased as a percentage of pre-tax income primarily as a result of higher income tax valuation allowances against state net operating loss carryforwards. See H. Income Taxes to the Company's audited consolidated financial statements included herein for further discussions of this matter.

Year Ended December 31, 2004 to Year Ended December 31, 2003

Revenues. Broadcasting revenues increased 21% over the same period of the prior year to \$293.3 million. The increase in broadcasting revenues reflects increased political advertising revenues as well as increased non-political broadcasting advertising revenues. Political advertising revenues increased to \$41.7 million from \$5.7 million. Political advertising revenues for 2004 primarily reflect the cyclical influence of the 2004 Presidential election. Excluding political advertising revenues, local broadcasting advertising revenues increased 7% to \$160.7 million from \$150.1 million and national broadcasting advertising revenues remained at \$70.8 million. We attribute the increases in non-political local broadcasting advertising revenues to improved economic conditions and broad based demand for commercial time by local advertisers in the markets in which we operate. We believe that commercial time used for political advertising limited, in part, the amount of commercial time available for sale by the Company to national advertisers during the year ended December 31, 2004.

Operating expenses. Broadcast operating expenses for all stations, before depreciation and amortization, increased 9% to \$158.3 million. Payroll expense, excluding incentive based compensation, increased \$4.8 million due to an increase in the number of employees, annual salary increases for existing employees and employee benefit costs. The increase in the number of employees is primarily attributable to the commencement of broadcast operations at WCAV-TV, the Company's new station located in Charlottesville, Virginia which began operations in August of 2004. Employee incentive based compensation increased \$1.4 million as a result of increased revenues produced by the Company's broadcast stations. Professional services increased \$2.8 million including a \$1.7 million increase in sales commissions paid to national sales representative firms which is attributable to the increase in political advertising in 2004.

Corporate and administrative expenses. Corporate and administrative expenses, before depreciation and amortization, increased 38% to \$11.7 million due primarily to increased employee payroll expense and other professional service expenses. Payroll expense, excluding incentive based compensation, increased approximately \$249,000 due to the addition of certain staff, payroll increases and increased employee benefits for existing personnel. Employee incentive based compensation increased by approximately \$1 million as a result of the improved operating results of the Company. The increase in professional fees is due primarily to increased accounting costs of approximately \$1.0 million incurred in our efforts to comply with Section 404 of the Sarbanes-Oxley Act of 2002.

Depreciation. Depreciation of property and equipment totaled \$22.0 million and \$19.7 million for the years ended December 31, 2004 and 2003, respectively. The increase in depreciation was due to newly acquired equipment.

Amortization of intangible assets. Amortization of intangible assets was \$920,000 for the year ended December 31, 2004, as compared to \$5.2 million for the same period of the prior year, a decrease of \$4.3 million, or 82%. The decrease in amortization expense was due to certain definite lived intangible assets that were acquired in 2002, becoming fully amortized.

Amortization of restricted stock awards. Amortization of restricted stock awards increased 13% to \$512,000. Amortization of restricted stock awards increased due to the granting of additional restricted stock in the current year. The Company awarded 15,000 and 145,000 shares of restricted stock in 2004 and 2003, respectively. These shares were awarded to its board of directors and president.

Gain on disposal of assets. A gain on disposal of assets of \$496,000 was recorded for the year ended December 31, 2004, as opposed to a loss on disposal of assets of \$1.0 million for the year ended December 31, 2003. These amounts reflect disposals of equipment during the respective periods.

Miscellaneous income, net. Miscellaneous income, net increased to \$1.0 million in the year ended December 31, 2004. Included in miscellaneous income for 2004 was interest income of \$818,000. The majority of this interest income was received from interest on the Company's cash and cash equivalents balances. The company recorded less interest income in the year ended December 31, 2003 due to lower cash balances

Interest expense. Interest expense decreased \$1.3 million to \$42.0 million. This decrease is primarily attributable to lower average interest rates in 2004 compared to 2003. The total average debt balance was \$656.9 million and \$657.0 million for the years ended December 31, 2004 and 2003, respectively. The total average interest rates were 6.08% and 6.16% for the years ended December 31, 2004 and 2003, respectively.

Income tax expense. The effective tax rate decreased to 38.5% from 60.7%. Income tax expense for 2003 included an additional \$5.0 million in expense resulting from settlement of litigation with the IRS relating to the acquisition of certain television assets in 1996. See Note I. Income Taxes to the Company's audited consolidated financial statements included herein for further discussions of this matter.

Liquidity and Capital Resources

General

The following tables present certain data that the Company believes is helpful in evaluating the Company's liquidity and capital resources (in thousands):

	<u>Year Ended December 31,</u>	
	<u>2005</u>	<u>2004</u>
Net cash provided by operating activities	\$ 50,482	\$ 102,736
Net cash used in investing activities	(245,925)	(37,552)
Net cash provided by (used in) financing activities	<u>154,192</u>	<u>(26,565)</u>
Net increase (decrease) in cash and cash equivalents	<u>\$ (41,251)</u>	<u>\$ 38,619</u>

	<u>December 31,</u>	
	<u>2005</u>	<u>2004</u>
Cash and cash equivalents	\$ 9,315	\$ 50,566
Long-term debt including current portion	792,509	655,905
Redeemable serial preferred stock	39,090	39,003
Available credit under senior credit agreement	58,500	71,250

The Company and its subsidiaries file a consolidated federal income tax return and such state or local tax returns as are required. Although the Company may earn taxable operating income, as of December 31, 2005 the Company anticipates that through the use of its available loss carryforwards it will not pay significant amounts of federal or state income taxes in the next several years.

Management believes that current cash balances, cash flows from operations and available funds under its senior revolving credit facility will be adequate to provide for the Company's capital expenditures, debt service, cash dividends and working capital requirements for the foreseeable future.

The senior credit facility provides the Company with a \$150 million term loan A facility; a \$350 million term loan B facility; and a \$100 million revolving credit facility. The credit facility also provides for up to \$400 million in incremental credit facilities upon the consent of the lenders. In order to fund the pending acquisition of WNDU-TV the Company, in January 2006, requested and the lenders consented to provide \$100.0 million under the incremental credit facility. The Company used these funds to complete the acquisition of WNDU-TV on March 3, 2006.

The senior credit facility is collateralized by substantially all of the assets, excluding real estate, of the Company and its subsidiaries. In addition, the Company's subsidiaries are joint and several guarantors of the obligations and the Company's ownership interests in its subsidiaries are pledged to collateralize the obligations. The agreement contains certain restrictive provisions which include but are not limited to, requiring the Company to maintain certain financial ratios and limits upon the Company's ability to incur additional indebtedness, make certain acquisitions or investments, sell assets or make other restricted payments, including dividends, (all as are defined in the loan agreement). The senior subordinated notes also contain similar restrictive provisions limiting the Company's ability to, among other things, incur additional indebtedness, make certain acquisitions or investments, sell assets or make certain restricted payments that include but are not limited to purchases or redemptions of the Company's capital stock.

Management does not believe that inflation in past years has had a significant impact on the Company's results of operations nor is inflation expected to have a significant effect upon the Company's business in the near future.

Net cash provided by operating activities decreased \$52.3 million. The decrease was primarily the result of a decrease in net income of \$40.9 million from reduced political advertising in a non presidential election year. Significant adjustments to reconcile net income to net cash provided by operating activities included a decrease of \$19.8 million in non – cash deferred taxes resulting from changes in timing differences between the Company’s reported income and the Company’s taxable income; an increase of \$3.6 million for the non-cash write off of loan acquisition costs associated with two amendments to the Company’s senior credit facility and repurchase of a portion of the Company’s senior subordinated notes; an increase of a \$3.2 million for the non-cash FCC license impairment expense to write down the value of the FCC license associated with the Company’s discontinued wireless communication business; and \$2.4 million increase in deferred network compensation revenue

Net cash used in investing activities increased \$208.4 million to \$245.9 million during the year ended December 31, 2005. The amount used increased primarily due to the Company’s use of \$208.3 million to purchase KKCO-TV, WSWG-TV and WSAZ-TV and the FCC license for WAHU-TV. Cash used to purchase property plant and equipment totaled \$37.2 million, \$36.3 million and \$22.3 million during the years ended December 31, 2005, 2004 and 2003 respectively. During the year ended December 31, 2003 the Company used \$8.4 million to pay purchase obligations related to acquisitions in prior years.

Net cash provided by financing activities was 154.2 million. Proceeds from borrowings on long term debt primarily to finance the Company’s acquisitions of television stations as well as for general operating purposes were \$229.4 million in the year ended December 31, 2005. Partial repayments of Long term debt in 2005 totaled \$93.0 million. The two amendments of the Company’s senior credit facility caused the company to incur in the year ended December 31, 2005 \$7.2 million of bank, legal, accounting and other costs. Dividends paid in the year ended December 31, 2005 included \$9.0 million in regular quarterly dividends on the Company’s common and preferred stocks as well as an additional \$5.9 million common stock dividend which was declared in 2004 but not paid until 2005. The Company received a distribution from the spinoff of its publishing and wireless businesses received on December 30, 2005 in the amount of \$44.0 million.

During the year ended December 31, 2005, the Company purchased 12,800 shares of the Company’s Class A Common Stock and 528,400 shares of the Company’s Common Stock for a total of \$7.0 million. During the year ended December 31, 2004, the Company purchased 65,000 shares of the Company’s Class A Common Stock and 1,681,400 shares of the Company’s Common Stock for a total of \$22.4 million. Also during the year ended December 31, 2003, the Company purchased warrants for the purchase of 1,106,250 shares of the Company’s Class A Common Stock and 100,000 shares of the Company’s Common Stock. The total cost of the Common Stock and warrants was \$22.5 million. The purchases of the stock and the warrants during 2004 and 2003 were funded from cash on hand.

Digital Television Conversion

The FCC required that all commercial stations begin broadcasting a digital signal. The Company paid approximately \$9.6 million and \$11.8 million for digital transmission equipment capital expenditures for the years ending December 31, 2005 and 2004, respectively. The Company is in compliance with the FCC’s digital broadcasting requirements at all of its stations.

In the future, the Company may increase the power output of its digital broadcast signals of certain stations. These enhancements will be phased in by July 2006 to meet certain FCC regulations. As of the date of filing this Annual Report, the Company estimates that it will pay \$7.9 million for these capital expenditures to comply with this new FCC requirement during 2006.

Settlement of Internal Revenue Service Audit

In January 2004, the Company settled its litigation with the IRS regarding the IRS' audit of the Company's 1996 and 1998 federal income tax returns. The settlement required no cash payments from the Company. The Company agreed in the settlement to forego certain claimed depreciation and amortization deductions relating to the 1996 through 1999 tax years, which in turn resulted in a reduction of the Company's then federal income tax net operating loss carryforwards by approximately \$16.3 million. During 2004 and as a result of the settlement, the Company collected a previously claimed federal tax cash refund for 1996 of approximately \$1.1 million, plus statutory interest.

Retirement Plan

The Company has an active defined benefit pension plan that it considers its primary pension plan and this plan covers substantially all full-time employees. Retirement benefits are based on years of service and the employees' highest average compensation for five consecutive years during the last ten years of employment. The Company's funding policy is consistent with the funding requirements of existing federal laws and regulations under the Employee Retirement Income Security Act of 1974.

A discount rate is selected annually to measure the present value of the benefit obligations. In determining the selection of a discount rate, we estimated the timing and amounts of expected future benefit payments and applied a yield curve developed to reflect yields available on high-quality bonds. The yield curve is based on an externally published index specifically designed to meet the criteria of GAAP. The discount rate selected as of December 31, 2005, was 5.75% which reflects the results of this yield curve analysis and are unchanged from December 31, 2004. Our assumption regarding expected return on plan assets reflects asset allocations, investment strategy and the views of investment managers, as well as historical experience. We use an assumed return of 7.0% for our invested pension assets. Actual asset returns for these trusts were approximately 4.9% in 2004 and 5.2% in 2005. Other significant assumptions include inflation, salary growth, retirement rates, and mortality rates. Our inflation assumption is based on an evaluation of external market indicators. The salary growth assumptions reflect our long-term actual experience, the near-term outlook and assumed inflation. Compensation increases over the latest five year period have been in line with assumptions. Retirement and mortality rates are based on actual plan experience.

Because the spinoff of the Company's former publishing and wireless businesses resulted in a curtailment of benefits to those plan participants the Company anticipates that its pension expense will decrease from the \$3.7 million recognized for the year ended December 31, 2005 to \$3.3 million for the year ended December 31, 2006.

During the years ended December 31, 2005 and 2004, the Company contributed \$5.0 million and \$1.8 million, respectively, to all three of its pension plans and anticipates making a contribution of \$3.1 million in the year ended December 31, 2006.

See Note J. Retirement Plans to the Company's audited consolidated financial statements included elsewhere herein for further information concerning the Company's retirement plans.

Off-Balance Sheet Arrangements

The Company has various operating lease commitments for equipment, land and office space. The Company also has commitments for various syndicated television programs and for digital television ("DTV") equipment.

The Company has two types of syndicated television program contracts: first run programs and off network reruns. The first run programs are programs such as *Oprah* and the off network programs are programs such as *Seinfeld*. A difference between the two types of syndicated television programming is that the first run programs have not been produced at the time the contract is signed and the off network programs have been produced. The amounts for syndicated television programming in the table below are for contracts that are not recorded on the Company's balance sheet as of December 31, 2005.

Future minimum payments under operating leases with initial or remaining noncancelable lease terms in excess of one year, obligations for syndicated television programs as described above and commitments for DTV equipment that had been ordered but not yet been received are as follows (in thousands):

Year	DTV Equipment	Operating Lease	Syndicated Television Programming	Total
2006	\$ 3,110	\$ 1,348	\$ 3,635	\$ 8,093
2007	0-	1,064	9,889	10,953
2008	0-	865	9,011	9,876
2009	0-	612	8,010	8,622
2010	0-	416	6,329	6,745
Thereafter	0-	765	3,198	3,963
	<u>\$ 3,110</u>	<u>\$ 5,070</u>	<u>\$ 40,072</u>	<u>\$ 48,252</u>

The DTV equipment, operating lease and syndicated television programming amounts in the table above are estimates of commitments that are in addition to liabilities accrued for on the Company's balance sheet as of December 31, 2005.

Through a rights-sharing agreement with Host Communications, Inc. ("Host"), a wholly owned subsidiary of TCM and a related party, the Company participated jointly with Host in the marketing, selling and broadcasting of certain collegiate sporting events and in related programming, production and other associated activities related to the University of Kentucky. This initial agreement commenced April 1, 2000 and terminated April 15, 2005. The Company shared with Host the profit or loss from these activities. Individual revenues and expenses under this agreement were not separately recorded in the Company's statement of operations; rather the net amount received was included in broadcasting revenues. The Company's operating results for 2005, 2004 and 2003 include net income from these activities of \$123,356, \$101,475 and \$104,396. As a result of the rights-sharing agreement, in certain circumstances, the Company could be called upon for payment of a share of certain upfront rights fees. During 2003, the Company paid \$1.5 million to Host as an advance under this provision. No similar payments were made in 2004 or 2005. As of December 31, 2005, Host owed to the Company \$1.0 million from the advance in 2003, \$332,000 of undistributed earnings from this rights-sharing agreement as well as \$310,000 unrelated to the first rights-sharing agreement for a total of \$1.6 million. As of December 31, 2005 and 2004, the Company had \$1.6 million and \$1.4 million respectively, recorded as a related party receivable. Between January 1, 2006 and February 17, 2006, the Company received payments totaling \$1.6 for full payment of this related party receivable. Certain executive officers and significant stockholders of Gray are also executive officers and significant stockholders of TCM.

On October 12, 2004, the University of Kentucky jointly awarded a second sports marketing agreement to the Company and Host. The new agreement commenced on April 16, 2005 and has an initial term of seven years with the option to extend the license for three additional years. Aggregate license fees to be paid to the University of Kentucky over a full ten year term for the agreement will approximate \$80.5 million. The Company and Host will share equally the cost of the license fees. Under

the new sports marketing agreement, the Company paid \$1.8 million to the University of Kentucky and recognized a loss of \$137,000 during 2005.

Tabular Disclosure of Contractual Obligations as of December 31, 2005 (in thousands)

Contractual Obligations	Payment due by period				
	Total	Less than 1 Year (2006)	1-3 Years (2007-2008)	3-5 Years (2009-2010)	More than 5 Years (after 2010)
Long-term debt obligations ⁽¹⁾	\$ 793,320	\$ 3,577	\$ 14,756	\$ 37,157	\$ 737,830
Cash interest on long-term debt obligations ⁽²⁾	333,718	54,419	108,015	105,298	65,986
Mandatorily redeemable serial preferred stock ⁽³⁾	39,640	-0-	-0-	-0-	39,640
Cash dividends on mandatorily redeemable serial preferred stock ⁽⁴⁾	20,783	3,171	6,477	6,738	4,397
Capital lease obligations ⁽⁵⁾	15	11	4	-0-	-0-
Operating lease obligations ⁽⁶⁾	5,070	1,348	1,929	1,028	765
Purchase obligations currently accrued ⁽⁷⁾	5,356	4,423	933	-0-	-0-
Purchase obligations not currently accrued ⁽⁸⁾	3,110	3,110	-0-	-0-	-0-
Programming obligations currently accrued ⁽⁹⁾	11,351	10,391	856	78	26
Programming obligations not currently accrued ⁽¹⁰⁾	40,072	3,635	18,900	14,339	3,198
Acquisition related liabilities ⁽¹¹⁾	5,960	4,033	745	731	451
Obligation to University of Kentucky ⁽¹²⁾	76,092	7,326	15,702	15,401	37,663
Total	<u>\$1,334,487</u>	<u>\$ 95,444</u>	<u>\$ 168,317</u>	<u>\$ 180,770</u>	<u>\$ 889,956</u>

- (1) “Long-term debt obligations” represent the current and all future payment obligations under long-term borrowings referenced in FASB Statement of Financial Accounting Standards No. 47 *Disclosure of Long-Term Obligations*, as may be modified or supplemented. This obligation consists primarily of obligations under the Company’s senior credit facility and the Company’s senior subordinated notes. These amounts are recorded as liabilities as of the current balance sheet date. As of December 31, 2005, the Company’s senior subordinated notes had a coupon of 9¼% and were priced at a discount to yield 9 3/8%. The weighted average interest rate on the balance outstanding under the senior credit facility at December 31, 2005 was 5.67%.
- (2) “Cash interest on long-term debt obligations” represents estimated interest expense on long-term debt obligations based upon the average debt balances expected in the future and computed using the average interest rates for the year ended December 31, 2005. As of December 31, 2005, the Company’s senior subordinated notes had a coupon of 9¼% and were priced at a discount to yield 93/8%. The weighted average interest rate on the balance outstanding under the senior credit facility at December 31, 2005 was 5.67%.
- (3) “Mandatorily redeemable serial preferred stock” represents the cash due to be paid upon the redemption of the Company’s redeemable serial preferred stock on April 22, 2012. This mandatorily redeemable serial preferred stock is convertible into the Company’s common stock.

Therefore it is not known if this preferred stock will be redeemed for cash or converted into the Company's common stock.

- (4) "Cash dividends on mandatorily redeemable serial preferred stock" represents dividends on the Company's mandatorily redeemable serial preferred stock payable at 8% through April 22, 2009 and at 8.5% from that date through April 22, 2012.
- (5) "Capital lease obligations" represent payment obligations under non-cancelable lease agreements classified as capital leases and disclosed pursuant to FASB Statement of Financial Accounting Standards No. 13 *Accounting for Leases*, as may be modified or supplemented. These amounts are recorded as liabilities as of the current balance sheet date.
- (6) "Operating lease obligations" represent payment obligations under non-cancelable lease agreements classified as operating leases and disclosed pursuant to FASB Statement of Financial Accounting Standards No. 13 *Accounting for Leases*, as may be modified or supplemented. These amounts are not recorded as liabilities as of the current balance sheet date.
- (7) "Purchase obligations currently accrued" generally represent payment obligations for DTV equipment. It is the Company's policy to accrue for these obligations when the equipment is received and the vendor has completed the work required by the purchase agreement. These amounts are recorded as liabilities as of the current balance sheet date.
- (8) "Purchase obligations not currently accrued" generally represent payment obligations for DTV equipment. It is the Company's policy to accrue for these obligations when the equipment is received and the vendor has completed the work required by the purchase agreement. These amounts are not recorded as liabilities as of the current balance sheet date.
- (9) "Programming obligations currently accrued" represent obligations for syndicated television programming whose license period has begun and the product is available. These amounts are recorded as liabilities as of the current balance sheet date.
- (10) "Programming obligations not currently accrued" represent obligations for syndicated television programming whose license period has not yet begun or the product is not yet available. These amounts are not recorded as liabilities as of the current balance sheet date.
- (11) "Acquisition related liabilities" represent certain obligations associated with acquisitions of television stations that were completed in prior years. These amounts are recorded as liabilities as of the current balance sheet date.
- (12) "Obligation to University of Kentucky" represents total obligations and excluding any potential revenues under a sports marketing agreement awarded jointly to the Company and Host Communications, Inc., a related party. Under this agreement, the Company and Host Communications, Inc. will share equally in all revenues and obligations under the agreement. These amounts are not recorded as liabilities as of the current balance sheet date. See *Off-Balance Sheet Arrangements* immediately preceding this table for additional information concerning this obligation.

Estimates of the amount, timing and future funding obligations under the Company's pension plans include assumptions concerning, among other things, actual and projected market performance of plan assets, investment yields, statutory requirements and demographic data for pension plan participants. Pension plan funding estimates are therefore not included in the table above because the timing and amounts of funding obligations for all future periods cannot be reasonably determined. The Company

expects to contribute approximately \$3.1 million in total to the Company's plan and the acquired pension plans during the year ended December 31, 2006.

Critical Accounting Policies

The preparation of financial statements in conformity with accounting principles generally accepted in the United States of America requires management to make judgments and estimations that affect the amounts reported in the financial statements and accompanying notes. Actual results could differ from those estimates. The Company considers the following accounting policies to be critical policies that require judgments or estimations in their application where variances in those judgments or estimations could make a significant difference to future reported results.

Valuation of FCC Licenses

As of December 31, 2005 the book value of the Company's *Federal Communications Commission* (the "FCC") licenses and goodwill approximated \$1.023 billion and \$222.4 million respectively.

Broadcast licenses of television stations acquired by the Company prior to January 1, 2002 were valued using a residual basis methodology (analogous to "goodwill") where the excess of the purchase price over the fair value of all identified tangible and intangible assets was attributed to the broadcast license. This residual basis approach will generally produce higher valuations of FCC licenses when compared to applying an income method as discussed below. The Company's book value for these FCC licenses approximated \$471 million as of December 31, 2005.

The Company values the broadcast licenses of any television station acquired after 2001 using an income approach. Under this approach, a broadcast license is valued based on analyzing the estimated after-tax discounted future cash flows of the station, assuming an initial hypothetical start-up operation maturing into an average performing station in a specific television market and giving consideration to other relevant factors such as the technical qualities of the broadcast license and the number of competing broadcast licenses within that market. This income approach will generally produce lower valuations of FCC licenses when compared to applying a residual method as discussed above. The Company's book value for these FCC licenses approximated \$552 million as of December 31, 2005.

At the September 2004 meeting of the Emerging Issues Task Force ("EITF"), the SEC Observer clarified the SEC Staff's position on the use of the residual method for valuation of acquired assets other than goodwill which is referred to as topic D-108. The SEC Staff believed that the residual method did not comply with the requirements of SFAS No. 141 when used to value certain intangible assets that arise from legal or contractual rights. Accordingly, the SEC Staff believed that the residual method should no longer be used to value intangible assets other than goodwill. Registrants were required to apply the income approach to such assets acquired in business combinations completed after September 29, 2004, and perform impairment tests using an income approach on all intangible assets that were previously valued using the residual method no later than the beginning of their first fiscal year beginning after December 15, 2004.

Effective January 1, 2005, the Company adopted the provisions of this announcement and performed a valuation assessment of its FCC licenses using the income approach. The implementation of this pronouncement did not require the Company to record an impairment charge in the first quarter of 2005. However, applying the income approach to value FCC licenses originally valued using a residual method may place a greater possibility of future impairment charges on those FCC licenses due to the inherent "miss-match" of the fundamental assumptions between the current valuation method (a hypothetical start-up value) in comparison to the method utilized to first establish the initial value of the FCC license (a mature station's residual enterprise value).

Annual Impairment Testing of FCC Licenses and Goodwill

The annual impairment testing of FCC licenses and goodwill for each individual television station requires an estimation of the “fair value” of each FCC license and the fair value of the entire television station for evaluating goodwill. Such estimations generally rely on analysis of public and private comparative sales data as well as discounted cash flow analysis that inherently requires multiple assumptions relating to the future prospects of each individual television station including, but not limited to, the long term market growth characteristics, a station’s viewing audience, station revenue shares within a market, future operating expenses, costs of capital and appropriate discount rates. The company believes that the assumptions it utilizes in analyzing potential impairment of FCC licenses and/or goodwill for each of its television stations are reasonable individually and in the aggregate. However, these assumptions are highly subjective and changes in any one assumption, or a combination of assumptions, could produce significant differences in the calculated outcomes.

Valuation of Network Affiliation Agreements

Some broadcast companies may use methods to value acquired network affiliations different than those that are used by the Company. These different methods may result in significant variances in the amount of purchase price allocated to these assets among broadcast companies.

Some broadcasting companies account for network affiliations as a significant component of the value of a station. These companies believe that stations are popular because they have generally been affiliating with networks from the inception of network broadcasts, stations with network affiliations have the most successful local news programming and the network affiliation relationship enhances the audience for local syndicated programming. As a result, these broadcast companies allocate a significant portion of the purchase price for any station that they may acquire to the network affiliation relationship.

The Company ascribes no incremental value to the incumbent network affiliation relationship in a market beyond the cost of negotiating a new agreement with another network and the value of any terms of the affiliation agreement that were more favorable or unfavorable than those generally prevailing in the market. Instead, the Company believes that the value of a television station is derived primarily from the attributes of its broadcast license. These attributes have a significant impact on the audience for network programming in a local television market compared to the national viewing patterns of the same network programming.

The Company has acquired a total of 18 television stations since 2002. The methodology the Company used to value these stations was based on the Company’s evaluation of the broadcast licenses acquired and the characteristics of the markets in which they operated. Given the Company’s assumptions and the specific attributes of the stations the Company acquired during 2002 through 2005, the Company ascribed no incremental value to the incumbent network affiliation relationship in each market beyond the cost of negotiating a new agreement with another network and the value of any terms of the affiliation agreement that were more favorable or unfavorable than those generally prevailing in the market.

Certain other broadcasting companies have valued network affiliations on the basis that it is the affiliation and not the other attributes of the station, including its broadcast license, which contributes to the operational performance of that station. As a result, the Company believes that these broadcasting companies include in their network affiliation valuation amounts related to attributes that the Company believes are more appropriately reflected in the value of the broadcast license or goodwill.

If the Company were to assign higher values to all of its network affiliations and less value to its broadcast licenses or goodwill and if it is further assumed that such higher values of the network affiliations are definite lived intangible assets, this reallocation of value might have a significant impact on the Company's operating results. It should be noted that there is a diversity of practice and some broadcast companies have considered such network affiliation intangible asset to have a life ranging from 15 to 40 years depending on the specific assumptions utilized by those broadcast companies.

The following table reflects the hypothetical impact of the hypothetical reassignment of value from broadcast licenses to network affiliations for all prior acquisitions of the Company (the first acquisition being in 1994) and the resulting increase in amortization expense assuming a hypothetical 15-year amortization period.

	<u>As Reported</u>	<u>Percentage of Total Value reassigned to Network Affiliation Agreements</u>	
		<u>50%</u>	<u>25%</u>
Balance Sheet (As of December 31, 2005):			
Broadcast licenses	\$ 1,023,428	\$ 673,348	\$ 848,388
Other intangible assets, net (including network affiliation agreements)	3,658	353,738	178,698
Statement of Operations (For the year ended December 31, 2005):			
Amortization of intangible assets	1,034	36,938	18,986
Operating income	60,861	24,957	42,909
Income (loss) from continuing operations	4,604	(17,298)	(6,347)
Net loss available to common stockholders	(2,286)	(24,188)	(13,237)
Net loss available to common stockholders per share, basic	\$ (0.05)	\$ (0.50)	\$ (0.27)
Net loss available to common stockholders per share, diluted	\$ (0.05)	\$ (0.50)	\$ (0.27)

In future acquisitions, the valuation of the network affiliations may differ from the values of previous acquisitions due to the different characteristics of each station and the market in which it operates.

Income Taxes

The Company has approximately \$156.7 million in federal operating loss carryforwards, which expire during the years 2020 through 2023. Additionally, the Company has an aggregate of approximately \$193 million of various state operating loss carryforwards. The utilization of a significant portion of the net operating losses is limited on an annual basis due to a change in ownership of both the Company and Gray MidAmerica Television. Management does not believe that these limitations will significantly impact the Company's ability to utilize the federal net operating losses before they expire.

A valuation allowance has been provided for a portion of the state net operating loss carryforwards. The Company believes there may be limitations on the utilization of certain state net operating losses due to the uncertainty of generating sufficient income in certain states. The valuation allowance at December 31, 2005 and 2004 was \$4.6 million and \$3.7 million, respectively.

Recent Accounting Pronouncements

Accounting Changes and Corrections of Errors - In May 2005, the FASB issued Statement of Financial Accounting Standard No. 154, (“SFAS No. 154”), *Accounting Changes and Error Corrections, a replacement of APB Opinion No. 20 and FASB Statement No. 20*. SFAS No. 154 replaces APB Opinion No. 20, *Accounting Changes*, and FASB Statement No. 3, *Reporting Accounting Changes in Interim Financial Statements*, and changes the requirements for the accounting for and reporting of a change in accounting principle. SFAS No. 154 applies to all voluntary changes in accounting principle. It also applies to changes required by an accounting pronouncement in the unusual instance that the pronouncement does not include specific transition provisions. When a pronouncement includes specific transition provisions, those provisions should be followed. SFAS No. 154 is effective for the Company in the first quarter of 2006.

Share-Based Payment - In December 2004, the FASB issued Statement of Financial Accounting Standard No. 123, (revised 2005), *Share-Based Payment* (“SFAS 123(R)”), that addresses the accounting for share-based payment transactions in which an enterprise receives employee services in exchange for (a) equity instruments of the enterprise or (b) liabilities that are based on the fair value of the enterprise’s equity instruments or that may be settled by the issuance of such equity instruments. SFAS 123(R) eliminates the ability to account for share-based compensation transactions using the intrinsic value method under Accounting Principles Board (APB) Opinion No. 25, *Accounting for Stock Issued to Employees*, and generally would require instead that such transactions be accounted for using a fair-value-based method. Under SFAS 123(R) the Company must determine which fair-value-based model and transitional provision it will follow upon adoption. The options for transition methods as prescribed in SFAS 123(R) include either the modified prospective or the modified retrospective methods. The Company has selected the modified prospective method which requires that compensation expense be recorded for all unvested stock options and restricted stock as the requisite service is rendered beginning with the first quarter of adoption. SFAS 123(R) will be effective for the Company beginning in its first quarter of fiscal 2006. Although the Company will continue to evaluate the application of SFAS 123(R), based on unvested options and restricted stock outstanding at present, the Company expects that the expense for options and restricted stock will be between \$750,000 and \$800,000 for the year ended December 31, 2006. However, the actual expense recognized in the future will vary based upon the number of options and shares of restricted stock issued and their respective terms

Cautionary Statements for Purposes of the “Safe Harbor” Provisions of the Private Securities Litigation Reform Act

This Annual Report on Form 10-K contains “forward-looking statements” within the meaning of the Private Securities Litigation Reform Act of 1995. When used in this Annual Report, the words “believes,” “expects,” “anticipates,” “estimates” and similar words and expressions are generally intended to identify forward-looking statements. Statements that describe the Company’s future strategic plans, goals, or objectives are also forward-looking statements. Readers of this Annual Report are cautioned that any forward-looking statements, including those regarding the intent, belief or current expectations of the Company or management, are not guarantees of future performance, results or events and involve risks and uncertainties, and that actual results and events may differ materially from those in the forward-looking statements as a result of various factors including, but not limited to those listed in Item 1A. of this report and the other factors described from time to time in the Company’s filings with the Securities and Exchange Commission. The forward-looking statements included in this Annual Report are made only as of the date hereof. The Company undertakes no obligation to update such forward-looking statements to reflect subsequent events or circumstances.

Item 7A. Quantitative and Qualitative Disclosures About Market Risk.

Based on the Company's floating rate debt outstanding at December 31, 2005, a 100 basis point increase in market interest rates would increase the Company's interest expense and decrease the Company's income before income taxes for the year by approximately \$4.0 million.

The fair market value of long-term fixed interest rate debt is also subject to interest rate risk. Generally, the fair market value of fixed interest rate debt will increase as interest rates fall and decrease as interest rates rise. The estimated fair value of the Company's total long-term debt at December 31, 2005 was approximately \$815.7 million, which was approximately \$23.2 million more than its carrying value. A hypothetical 100 basis point decrease in the prevailing interest rates at December 31, 2005 would result in an increase in fair value of total long-term debt by approximately \$2.6 million. Fair market values are determined from quoted market prices where available or based on estimates made by investment bankers.

Item 8. Financial Statements and Supplementary Data.

	<u>Page</u>
Management's Report on Internal Control Over Financial Reporting	56
Report of Independent Registered Public Accounting Firm	57
Consolidated Balance Sheets at December 31, 2005 and 2004	59
Consolidated Statements of Operations for the years ended December 31, 2005, 2004 and 2003	61
Consolidated Statements of Stockholders' Equity and Comprehensive Income for the years ended December 31, 2005, 2004 and 2003	62
Consolidated Statements of Cash Flows for the years ended December 31, 2005, 2004 and 2003	65
Notes to Consolidated Financial Statements	66

Management's Report on Internal Control Over Financial Reporting

Our management is responsible for establishing and maintaining adequate internal control over financial reporting, as such term is defined in Exchange Act Rules 13a-15(f). Under the supervision and with the participation of our management, including our CEO and CFO, we conducted an evaluation of the effectiveness of our internal control over financial reporting based on the framework in *Internal Control – Integrated Framework* issued by the Committee of Sponsoring Organizations of the Treadway Commission. Based on our evaluation under the framework in *Internal Control – Integrated Framework*, our management concluded that our internal control over financial reporting was effective as of December 31, 2005. Management has excluded WSWG-TV and WSAZ-TV from its assessment of internal control over financial reporting as of December 31, 2005 because they were acquired by the Company in purchase business combinations during the later portion of 2005. WSWG-TV and WSAZ-TV are wholly-owned television stations whose total assets and total revenues represent 13% and 1%, respectively, of the related consolidated financial statement amounts as of and for the year ended December 31, 2005. Our management's assessment of the effectiveness of our internal control over financial reporting as of December 31, 2005 has been audited by PricewaterhouseCoopers LLP, an independent registered public accounting firm, as stated in their report which is included herein.

Report of Independent Registered Public Accounting Firm

To the Board of Directors and Shareholders of
Gray Television, Inc.:

We have completed integrated audits of Gray Television, Inc.'s 2005 and 2004 consolidated financial statements and of its internal control over financial reporting as of December 31, 2005 and an audit of its 2003 consolidated financial statements in accordance with the standards of the Public Company Accounting Oversight Board (United States). Our opinions, based on our audits, are presented below.

Consolidated financial statements and financial statement schedule

In our opinion, the consolidated financial statements listed in the index appearing under Item 15(a)(1) present fairly, in all material respects, the financial position of Gray Television, Inc. and its subsidiaries at December 31, 2005 and 2004, and the results of their operations and their cash flows for each of the three years in the period ended December 31, 2005 in conformity with accounting principles generally accepted in the United States of America. In addition, in our opinion, the financial statement schedule listed in the index appearing under Item 15(a)(2) presents fairly, in all material respects, the information set forth therein when read in conjunction with the related consolidated financial statements. These financial statements and financial statement schedule are the responsibility of the Company's management. Our responsibility is to express an opinion on these financial statements and financial statement schedule based on our audits. We conducted our audits of these statements in accordance with the standards of the Public Company Accounting Oversight Board (United States). Those standards require that we plan and perform the audit to obtain reasonable assurance about whether the financial statements are free of material misstatement. An audit of financial statements includes examining, on a test basis, evidence supporting the amounts and disclosures in the financial statements, assessing the accounting principles used and significant estimates made by management, and evaluating the overall financial statement presentation. We believe that our audits provide a reasonable basis for our opinion.

Internal control over financial reporting

Also, in our opinion, management's assessment, included in Management's Report on Internal Control Over Financial Reporting appearing herein, that the Company maintained effective internal control over financial reporting as of December 31, 2005 based on criteria established in *Internal Control - Integrated Framework* issued by the Committee of Sponsoring Organizations of the Treadway Commission (COSO), is fairly stated, in all material respects, based on those criteria. Furthermore, in our opinion, the Company maintained, in all material respects, effective internal control over financial reporting as of December 31, 2005, based on criteria established in *Internal Control - Integrated Framework* issued by the COSO. The Company's management is responsible for maintaining effective internal control over financial reporting and for its assessment of the effectiveness of internal control over financial reporting. Our responsibility is to express opinions on management's assessment and on the effectiveness of the Company's internal control over financial reporting based on our audit. We conducted our audit of internal control over financial reporting in accordance with the standards of the Public Company Accounting Oversight Board (United States). Those standards require that we plan and perform the audit to obtain reasonable assurance about whether effective internal control over financial reporting was maintained in all material respects. An audit of internal control over financial reporting includes obtaining an understanding of internal control over financial reporting, evaluating management's assessment, testing and evaluating the design and operating effectiveness of internal controls, and performing such other procedures as we consider necessary in the circumstances. We believe that our audit provides a reasonable basis for our opinions.

A company's internal control over financial reporting is a process designed to provide reasonable assurance regarding the reliability of financial reporting and the preparation of financial statements for external purposes in accordance with generally accepted accounting principles. A company's internal control over financial reporting includes those policies and procedures that (i) pertain to the maintenance of records that, in reasonable detail, accurately and fairly reflect the transactions and dispositions of the assets of the company; (ii) provide reasonable assurance that transactions are recorded as necessary to permit preparation of financial statements in accordance with generally accepted accounting principles, and that receipts and expenditures of the company are being made only in accordance with authorizations of management and directors of the company; and (iii) provide reasonable assurance regarding prevention or timely detection of unauthorized acquisition, use, or disposition of the company's assets that could have a material effect on the financial statements.

Because of its inherent limitations, internal control over financial reporting may not prevent or detect misstatements. Also, projections of any evaluation of effectiveness to future periods are subject to the risk that controls may become inadequate because of changes in conditions, or that the degree of compliance with the policies or procedures may deteriorate.

As described in Management's Report on Internal Control Over Financial Reporting, management has excluded WSWG-TV and WSAZ-TV from its assessment of internal control over financial reporting as of December 31, 2005 because they were acquired by the Company in purchase business combinations during 2005. We have also excluded WSWG-TV and WSAZ-TV from our audit of internal control over financial reporting. WSWG-TV and WSAZ-TV are wholly-owned television stations whose total assets and total revenues represent 13% and 1%, respectively, of the related consolidated financial statement amounts as of and for the year ended December 31, 2005.

/s/PricewaterhouseCoopers LLP

Atlanta, Georgia
March 16, 2006

GRAY TELEVISION, INC.
CONSOLIDATED BALANCE SHEETS
(in thousands)

	December 31,	
	2005	2004
Assets		
Current assets:		
Cash and cash equivalents	\$ 9,315	\$ 50,566
Trade accounts receivable, less allowance for doubtful accounts of \$564 and \$733, respectively	58,436	50,961
Current portion of program broadcast rights, net	8,548	7,679
Related party receivable	1,645	1,411
Current assets of discontinued operations	-0-	7,285
Deferred tax asset	1,091	997
Other current assets	2,149	2,007
Total current assets	81,184	120,906
Property and equipment:		
Land	20,011	17,834
Buildings and improvements	35,903	30,807
Equipment	220,787	179,517
	276,701	228,158
Accumulated depreciation	(113,940)	(95,519)
	162,761	132,639
Deferred loan costs, net	13,954	12,101
Broadcast licenses	1,023,428	921,910
Goodwill	222,394	137,079
Other intangible assets, net	3,658	2,832
Investment in broadcasting company	13,599	13,599
Related party investment	1,682	-0-
Long term assets of discontinued operations	-0-	31,416
Other	2,394	1,984
Total assets	\$1,525,054	\$1,374,466

See accompanying notes.

GRAY TELEVISION, INC.
CONSOLIDATED BALANCE SHEETS (Continued)
(in thousands)

	December 31,	
	2005	2004
Liabilities and stockholders' equity		
Current liabilities:		
Trade accounts payable	\$ 4,803	\$ 2,767
Employee compensation and benefits	9,567	11,279
Current portion of accrued pension costs	3,051	2,685
Accrued interest	4,463	4,233
Other accrued expenses	12,366	7,454
Dividends payable	-0-	5,871
Federal and state income taxes	1,833	1,063
Current portion of program broadcast obligations	10,391	9,225
Acquisition related liabilities	4,033	1,231
Deferred revenue	697	325
Current liabilities of discontinued operations	-0-	3,936
Current portion of long-term debt	3,577	3,823
Total current liabilities	54,781	53,892
Long-term debt, less current portion	788,932	652,082
Program broadcast obligations, less current portion	960	852
Deferred income taxes	253,341	242,390
Long-term liabilities of discontinued operations	-0-	1,748
Long-term deferred revenue	2,190	-0-
Other	4,764	6,262
Total liabilities	1,104,968	957,226
Commitments and contingencies (Note K.)		
Redeemable Serial Preferred Stock, no par value; cumulative; convertible; designated 5 shares, issued and outstanding 4 shares (\$39,640 aggregate liquidation value, respectively)	39,090	39,003
Stockholders' equity:		
Common Stock, no par value; authorized 100,000, respectively; issued 45,259 and 44,787 shares, respectively	441,533	402,162
Class A Common Stock, no par value; authorized 15,000 shares; issued 7,332 shares, respectively	15,282	11,037
Retained earnings (deficit)	(22,662)	11,669
Accumulated other comprehensive loss, net of income tax	(1,257)	(1,414)
Unearned compensation	(736)	(1,056)
	432,160	422,398
Treasury Stock at cost, Common, 2,222 and 1,693 shares, respectively	(28,766)	(21,934)
Treasury Stock at cost, Class A Common, 1,579 and 1,566 shares, respectively	(22,398)	(22,227)
Total stockholders' equity	380,996	378,237
Total liabilities and stockholders' equity	\$1,525,054	\$1,374,466

See accompanying notes.

GRAY TELEVISION, INC.
CONSOLIDATED STATEMENTS OF OPERATIONS
(in thousands except for per share data)

	Year Ended December 31,		
	2005	2004	2003
Revenues (less agency commissions)	\$ 261,553	\$ 293,273	\$ 243,061
Operating expenses:			
Operating expenses before depreciation, amortization and (gain) loss on disposal of assets, net:	161,905	158,305	145,721
Corporate and administrative	11,505	11,662	8,460
Depreciation	24,456	21,955	19,697
Amortization of intangible assets	1,034	920	5,195
Amortization of restricted stock award	391	512	454
(Gain) loss on disposals of assets, net	1,401	(496)	991
	<u>200,692</u>	<u>192,858</u>	<u>180,518</u>
Operating income	60,861	100,415	62,543
Other income (expense):			
Miscellaneous income (expense), net	558	979	(33)
Interest expense	(46,549)	(41,972)	(43,307)
Loss on early extinguishment of debt	(6,543)	-0-	-0-
Income from continuing operations before income taxes	8,327	59,422	19,203
Income tax expense	3,723	22,905	11,665
Income from continuing operations	4,604	36,517	7,538
Income (loss) from operations of discontinued publishing and wireless operations net of income tax expense of \$3,253, \$5,059, and \$5,672, respectively	(1,242)	7,768	6,486
Net income	3,362	44,285	14,024
Preferred dividends (includes accretion of issuance cost of \$87, respectively)	3,258	3,272	3,287
Deemed non-cash preferred stock dividend	2,390	-0-	-0-
Net income (loss) available to common stockholders	<u>\$ (2,286)</u>	<u>\$ 41,013</u>	<u>\$ 10,737</u>
Basic per share information:			
Income (loss) from continuing operations available to common stockholders	\$ (0.02)	\$ 0.67	\$ 0.08
Income (loss) from discontinued operations, net of tax	(0.03)	0.16	0.13
Net income (loss) available to common stockholders	<u>\$ (0.05)</u>	<u>\$ 0.83</u>	<u>\$ 0.21</u>
Weighted average shares outstanding	48,649	49,643	50,111
Diluted per share information:			
Income (loss) from continuing operations available to common stockholders	\$ (0.02)	\$ 0.66	\$ 0.08
Income (loss) from discontinued operations, net of tax	(0.03)	0.16	0.13
Net income (loss) available to common stockholders	<u>\$ (0.05)</u>	<u>\$ 0.82</u>	<u>\$ 0.21</u>
Weighted average shares outstanding	48,649	50,170	50,535

See accompanying notes.

GRAY TELEVISION, INC.
CONSOLIDATED STATEMENTS OF STOCKHOLDERS' EQUITY AND COMPREHENSIVE INCOME
(in thousands except for number of shares)

	Class A		Common Stock	Retained Earnings (Deficit)	Class A		Common		Accumulated Other	
	Shares	Amount			Shares	Amount	Treasury Stock	Amount	Comprehensive Income (Loss)	Unearned Compensation
Balance at December 31, 2002	7,331,574	\$15,969	43,435,704	\$ (24,230)	(483,107)	\$ (4,135)	-0-	\$ -0-	\$ -0-	\$373,366
Net income	-0-	-0-	-0-	14,024	-0-	-0-	-0-	-0-	-0-	14,024
Unrealized loss on derivatives, net of income taxes	-0-	-0-	-0-	-0-	-0-	-0-	-0-	-0-	-0-	(126)
Comprehensive income	-0-	-0-	-0-	-0-	-0-	-0-	-0-	-0-	-0-	13,898
Common Stock cash dividends (\$0.08) per share	-0-	-0-	-0-	(4,007)	-0-	-0-	-0-	-0-	-0-	(4,007)
Preferred Stock dividends	-0-	-0-	-0-	(3,287)	-0-	-0-	-0-	-0-	-0-	(3,287)
Issuance of Common Stock:										
401(k) plan	-0-	-0-	172,096	-0-	-0-	-0-	-0-	-0-	-0-	1,899
Non-qualified stock plan	-0-	-0-	279,170	-0-	-0-	-0-	-0-	-0-	-0-	2,741
Directors' stock plan	-0-	-0-	168	-0-	-0-	-0-	-0-	-0-	-0-	2
Directors' restricted stock plan	-0-	-0-	45,000	-0-	-0-	-0-	-0-	-0-	(439)	-0-
Officer's restricted stock plan	-0-	-0-	100,000	-0-	-0-	-0-	-0-	-0-	(1,372)	-0-
Amortization of unearned compensation	-0-	-0-	-0-	-0-	-0-	-0-	-0-	-0-	454	454
Cost of stock issuance	-0-	-0-	-0-	-0-	-0-	-0-	-0-	-0-	-0-	(195)
Purchase of Common Stock from related party	-0-	-0-	-0-	-0-	-0-	-0-	-0-	-0-	-0-	-0-
Purchase of warrants from related party	-0-	(4,932)	-0-	-0-	(1,017,647)	(17,380)	(11,750)	(200)	-0-	(17,580)
Income tax benefits relating to stock plans	-0-	-0-	-0-	-0-	-0-	-0-	-0-	-0-	-0-	(4,932)
Balance at December 31, 2003	7,331,574	\$11,037	44,032,138	\$ (17,500)	(1,500,754)	\$ (21,515)	(11,750)	\$ (200)	\$ (126)	\$302,775

See accompanying notes.

GRAY TELEVISION, INC.
CONSOLIDATED STATEMENTS OF STOCKHOLDERS' EQUITY AND COMPREHENSIVE INCOME (Continued)
(in thousands except for number of shares)

	Class A		Common Stock		Retained Earnings (Deficit)	Class A		Common		Accumulated Other Comprehensive Income (Loss)	Uncearned Compensation	Total
	Shares	Amount	Shares	Amount		Treasury Stock Shares	Treasury Stock Amount	Treasury Stock Shares	Treasury Stock Amount			
Balance at December 31, 2003 (continued)	7,331,574	\$ 11,037	44,032,138	\$ 392,436	\$ (17,500)	(1,500,754)	\$ (21,515)	(11,750)	\$ (200)	\$ (126)	\$ (1,357)	\$ 362,775
Net income	-0-	-0-	-0-	-0-	44,285	-0-	-0-	-0-	-0-	-0-	-0-	44,285
Gain on derivatives, net of income taxes	-0-	-0-	-0-	-0-	-0-	-0-	-0-	-0-	-0-	126	-0-	126
Recognition of minimum pension liability, net of income taxes	-0-	-0-	-0-	-0-	-0-	-0-	-0-	-0-	-0-	(1,414)	-0-	(1,414)
Comprehensive income	-0-	-0-	-0-	-0-	-0-	-0-	-0-	-0-	-0-	-0-	-0-	42,997
Common Stock cash dividends (\$0.12) per share	-0-	-0-	-0-	-0-	(5,973)	-0-	-0-	-0-	-0-	-0-	-0-	(5,973)
Common Stock special cash dividends (\$0.12) per share	-0-	-0-	-0-	-0-	(5,871)	-0-	-0-	-0-	-0-	-0-	-0-	(5,871)
Preferred Stock dividends	-0-	-0-	-0-	-0-	(3,272)	-0-	-0-	-0-	-0-	-0-	-0-	(3,272)
Issuance of Common Stock:												
401(k) plan	-0-	-0-	214,843	3,155	-0-	-0-	-0-	-0-	-0-	-0-	-0-	3,155
Non-qualified stock plan	-0-	-0-	524,585	5,540	-0-	-0-	-0-	-0-	-0-	-0-	-0-	5,540
Directors' restricted stock plan	-0-	-0-	15,000	211	-0-	-0-	-0-	-0-	-0-	-0-	(211)	-0-
Amortization of unearned compensation	-0-	-0-	-0-	-0-	-0-	-0-	-0-	-0-	-0-	-0-	512	512
Purchase of Common Stock from a director	-0-	-0-	-0-	-0-	-0-	(65,000)	(712)	(1,606,400)	(20,594)	-0-	-0-	(21,306)
Income tax benefits relating to stock plans	-0-	-0-	-0-	-0-	-0-	-0-	-0-	(75,000)	(1,140)	-0-	-0-	(1,140)
Balance at December 31, 2004	7,331,574	\$ 11,037	44,786,566	\$ 402,162	\$ 11,669	(1,565,754)	\$ (22,227)	(1,693,150)	\$ (21,934)	\$ (1,414)	\$ (1,056)	\$ 378,237

See accompanying notes.

GRAY TELEVISION, INC.
CONSOLIDATED STATEMENTS OF STOCKHOLDERS' EQUITY AND COMPREHENSIVE INCOME (Continued)
(in thousands except for number of shares)

	Class A		Common Stock Shares	Common Stock Amount	Retained Earnings (Deficit)	Class A		Common		Accumulated Other Comprehensive Income (Loss)	Unearned Compensation	Total
	Common Stock Shares	Common Stock Amount				Treasury Stock Shares	Treasury Stock Amount	Treasury Stock Shares	Treasury Stock Amount			
Balance at December 31, 2004 (continued)	7,331,574	\$ 11,037	44,786,566	\$ 402,162	\$ 11,669	(1,565,754)	\$ (22,227)	(1,693,150)	\$ (21,934)	\$ (1,414)	\$ (1,056)	\$ 378,237
Net income	-0-	-0-	-0-	-0-	3,362	-0-	-0-	-0-	-0-	-0-	-0-	3,362
Recognition of minimum pension liability, net of income taxes	-0-	-0-	-0-	-0-	-0-	-0-	-0-	-0-	-0-	157	-0-	<u>157</u> 3,519
Comprehensive income	-0-	-0-	-0-	-0-	-0-	-0-	-0-	-0-	-0-	-0-	-0-	9,807
Spinoff of publishing and wireless businesses	-0-	4,245	-0-	31,758	(26,196)	-0-	-0-	-0-	-0-	-0-	-0-	-0-
Common Stock cash dividends (\$0.12) per share	-0-	-0-	-0-	-0-	(5,849)	-0-	-0-	-0-	-0-	-0-	-0-	(5,849)
Preferred Stock dividends	-0-	-0-	-0-	-0-	(3,258)	-0-	-0-	-0-	-0-	-0-	-0-	(3,258)
Deemed non-cash preferred stock dividend	-0-	-0-	-0-	2,390	(2,390)	-0-	-0-	-0-	-0-	-0-	-0-	-0-
Issuance of Common Stock: 401(k) plan	-0-	-0-	216,748	2,284	-0-	-0-	-0-	-0-	-0-	-0-	-0-	2,284
Non-qualified stock plan	-0-	-0-	250,230	2,448	-0-	-0-	-0-	-0-	-0-	-0-	-0-	2,448
Directors' restricted stock plan	-0-	-0-	5,000	72	-0-	-0-	-0-	-0-	-0-	-0-	(72)	-0-
Amortization of unearned compensation	-0-	-0-	-0-	-0-	-0-	-0-	-0-	-0-	-0-	-0-	392	392
Purchase of Common Stock	-0-	-0-	-0-	-0-	-0-	(12,800)	(171)	(528,400)	(6,832)	-0-	-0-	(7,003)
Income tax benefits relating to stock plans	-0-	-0-	0-	419	-0-	-0-	-0-	-0-	-0-	-0-	-0-	419
Balance at December 31, 2005	<u>7,331,574</u>	<u>\$ 15,282</u>	<u>45,258,544</u>	<u>\$ 441,533</u>	<u>\$ (22,662)</u>	<u>(1,578,554)</u>	<u>\$ (22,398)</u>	<u>(2,221,550)</u>	<u>\$(28,766)</u>	<u>\$ (1,257)</u>	<u>\$(736)</u>	<u>\$ 380,996</u>

See accompanying notes.

GRAY TELEVISION, INC.
CONSOLIDATED STATEMENTS OF CASH FLOWS
(in thousands)

	Year Ended December 31,		
	2005	2004	2003
Operating activities			
Net income	\$ 3,362	\$ 44,285	\$ 14,024
Adjustments to reconcile net income to net cash provided by operating activities:			
Depreciation	26,090	23,656	21,715
Amortization of intangible assets	1,034	975	5,622
Amortization of deferred loan costs	1,709	1,831	1,796
Amortization of restricted stock award	391	512	454
Amortization of program broadcast rights	11,577	11,137	11,136
Payments on program broadcast obligations	(11,452)	(11,055)	(10,967)
Write off loan acquisition costs from early extinguishment of debt	3,638	-0-	-0-
FCC license impairment expense	3,206	-0-	-0-
Common Stock contributed to 401(K) Plan	2,284	2,559	2,495
Deferred income taxes	5,717	25,472	16,205
(Gain) loss on disposal of assets, net	1,265	(451)	1,155
Deferred revenue, network compensation	2,414	-0-	-0-
Other	339	99	109
Changes in operating assets and liabilities, net of business acquisitions:			
Trade accounts receivable	(2,181)	(1,749)	(628)
Recoverable income taxes	-0-	18	216
Inventories	169	420	(343)
Other current assets	(242)	(167)	(184)
Trade accounts payable	1,363	893	(3,660)
Employee compensation, benefits and pension costs	(3,100)	3,079	561
Accrued expenses	2,295	70	(371)
Accrued interest	230	193	2,920
Income taxes payable	770	1,733	-0-
Deferred revenue other, including current portion	(396)	(774)	62
Net cash provided by operating activities	<u>50,482</u>	<u>102,736</u>	<u>62,317</u>
Investing activities			
Acquisition of television businesses and licenses, net of cash acquired	(208,250)	(1,023)	(819)
Purchases of property and equipment	(37,161)	(36,295)	(22,306)
Proceeds from asset sales	2,223	1,392	435
Payments on purchase liabilities	(980)	(1,818)	(8,386)
Other	(1,757)	192	(1,920)
Net cash used in investing activities	<u>(245,925)</u>	<u>(37,552)</u>	<u>(32,996)</u>
Financing activities			
Proceeds from borrowings on long-term debt	229,438	937	16,000
Repayments of borrowings on long-term debt	(92,970)	(1,079)	(18,491)
Deferred loan costs	(7,199)	(819)	(1,152)
Dividends paid, net of accreted preferred dividend	(14,892)	(9,158)	(7,207)
Income tax benefit relating to stock plans	419	820	416
Proceeds from issuance of Common Stock	2,448	5,540	2,658
Purchase of Common Stock	(7,004)	(21,306)	-0-
Purchase of Common Stock from related party	-0-	(1,140)	(17,581)
Purchase of Preferred Stock from related party	-0-	(360)	-0-
Purchase of warrants from related party	-0-	-0-	(4,932)
Distribution from spinoff of publishing and wireless businesses	43,952	-0-	-0-
Net cash provided by (used in) financing activities	<u>154,192</u>	<u>(26,565)</u>	<u>(30,289)</u>
Increase (decrease) in cash and cash equivalents	(41,251)	38,619	(968)
Cash and cash equivalents at beginning of year	50,566	11,947	12,915
Cash and cash equivalents at end of year	<u>\$ 9,315</u>	<u>\$ 50,566</u>	<u>\$ 11,947</u>
See accompanying notes			

GRAY TELEVISION, INC.
NOTES TO CONSOLIDATED FINANCIAL STATEMENTS

A. Description of Business and Summary of Significant Accounting Policies

Description of Business

Gray Television, Inc. is a television broadcast company headquartered in Atlanta, Georgia. As of December 31, 2005 the Company operated 35 television stations serving 29 markets. Sixteen of the stations are affiliated with CBS Inc., or "CBS," nine of the stations are affiliated with the National Broadcasting Company, Inc., or "NBC," eight of the stations are affiliated with the American Broadcasting Company, or "ABC", one station is affiliated with FOX Entertainment Group, Inc., or "FOX", and one station has a dual affiliation with the United Paramount Network, Inc., or "UPN." In addition, Gray currently operates eleven digital multi-cast television channels in nine of its existing markets, which are affiliated with either UPN, FOX or NBC. With sixteen CBS affiliated stations, the Company is the largest independent owner of CBS affiliates in the country. In addition to the stations described above, on March 3, 2006 the Company acquired WNDU-TV, an NBC affiliate in South Bend, Indiana. The Company's operations consist of one reportable segment.

On December 30, 2005, the Company completed the spinoff of all of the outstanding stock of Triple Crown Media, Inc. ("TCM"). Immediately prior to the spinoff, the Company contributed all of the membership interests in Gray Publishing, LLC which owned and operated the Company's Gray Publishing and GrayLink Wireless businesses and certain other assets, to TCM. In the spinoff, each of the holders of our common stock received one share of TCM Common stock for every ten shares of our common stock and each holder of our Class A common stock received one share of TCM common stock for every ten shares of our Class A common stock. As part of the spinoff, the Company received an approximate \$44 million cash distribution from TCM, which Gray used to reduce its outstanding indebtedness on December 30, 2005. TCM is now quoted on the Nasdaq National Market under the symbol "TCMI." The financial position and results of operations of the publishing and wireless businesses are presented on a discontinued operations basis in the Company's consolidated balance sheet and statement of operations for all periods presented. See Note B. Discontinued Operations for further discussion of the spinoff.

Principles of Consolidation

The consolidated financial statements include the accounts of the Company and its subsidiaries. All significant intercompany accounts and transactions have been eliminated.

Revenue Recognition

Broadcasting advertising revenue is generated primarily from the sale of television advertising time. Broadcast network compensation is generated by payments from the broadcast networks to the Company. Advertising revenue is billed to the customer and recognized when the advertisement is aired. Broadcast network compensation is recognized on a straight-line basis over the life of the contract. Cash received which has not yet been recognized as revenue is presented as deferred revenue.

A. Description of Business and Summary of Significant Accounting Policies (Continued)

Barter Transactions

The Company accounts for trade barter transactions involving the exchange of tangible goods or services with its customers. The revenue is recorded at the time the advertisement is broadcast and the expense is recorded at the time the goods or services are used. The revenue and expense associated with these transactions are based on the fair value of the assets or services received. Trade barter revenue and expense recognized by the Company for each of the years ended December 31, 2005, 2004 and 2003 is as follows (amounts in thousands):

	Year Ended December 31,		
	2005	2004	2003
Trade barter revenue	\$ 2,344	\$ 2,562	\$ 2,561
Trade barter expense	<u>(2,191)</u>	<u>(2,437)</u>	<u>(2,375)</u>
	<u>\$ 153</u>	<u>\$ 125</u>	<u>\$ 186</u>

In accordance with the Financial Accounting Standards Board's (the "FASB") Statement No. 63, Financial Reporting by Broadcasters, the Company does not account for barter revenue and related barter expense generated from network programming. Neither does the Company account for barter revenue and related barter expense generated from syndicated programming as such amounts are not material. Furthermore, any such barter revenue recognized would then require the recognition of an equal amount of barter expense. The recognition of these amounts would have no effect upon net income.

Advertising Expense

The Company recorded advertising expense of \$893,000, \$921,000 and \$766,000 for the years ended December 31, 2005, 2004 and 2003, respectively.

Use of Estimates

The preparation of financial statements in conformity with accounting principles generally accepted in the United States of America requires management to make estimates and assumptions that affect the amounts reported in the financial statements and accompanying notes. Actual results could differ from those estimates.

Cash and Cash Equivalents

Cash equivalents consist of highly liquid investments that are readily convertible to known amounts of cash and have a maturity of three months or less when purchased.

Allowance for Doubtful Accounts Receivable

The Company records a provision for doubtful accounts based on a percentage of local revenue receivables that are over sixty days old and a percentage of national revenue receivables that are over ninety days old. The Company recorded expenses for this allowance of \$387,000, \$308,000 and \$375,000 for the years ended December 31, 2005, 2004 and 2003, respectively.

A. Description of Business and Summary of Significant Accounting Policies (Continued)

Program Broadcast Rights

Rights to programs available for broadcast under program license agreements are initially recorded at the beginning of the license period for the amounts of total license fees payable under the license agreements and are charged to operating expense over the period that the episodes are broadcast. The portion of the unamortized balance expected to be charged to operating expense in the succeeding year is classified as a current asset, with the remainder classified as a non-current asset. The liability for the license fees payable under the program license agreements is classified as current or long-term, in accordance with the payment terms of the various license agreements.

Property and Equipment

Property and equipment are carried at cost. Depreciation is computed principally by the straight-line method. Buildings, towers, improvements and equipment are generally depreciated over estimated useful lives of approximately 35 years, 20 years, 10 years and 5 years, respectively. Maintenance, repairs and minor replacements are charged to operations as incurred; major replacements and betterments are capitalized. The cost of any assets sold or retired and related accumulated depreciation are removed from the accounts at the time of disposition, and any resulting profit or loss is reflected in income or expense for the period.

Deferred Loan Costs

Loan acquisition costs are amortized over the life of the applicable indebtedness using a straight-line method which approximates the effective interest method.

Income Taxes

The Company accounts for income taxes under Statement of Financial Accounting Standards No. 109, *Accounting for Income Taxes* ("SFAS 109"). Under SFAS 109, deferred tax assets and liabilities are recognized for future tax consequences attributable to differences between the financial statement carrying amounts of existing assets and liabilities and their respective tax bases. Deferred tax assets and liabilities are measured using enacted tax rates expected to apply to taxable income in the years in which those temporary differences are expected to reverse. The effect on deferred tax assets and liabilities of a change in tax rates is recognized in income in the period that includes the enactment date.

Stock-Based Compensation

FASB Statement No. 148, *Accounting for Stock-Based Compensation – Transition and Disclosure*, an amendment of FASB Statement No. 123 ("SFAS 148"), amends the disclosure requirements of FASB Statement No. 123, *Accounting for Stock-Based Compensation* ("SFAS 123"), to require more prominent disclosure in both annual and interim financial statements regarding the method of accounting for stock-based employee compensation and the effect of the method used on reported results.

The Company currently applies APB Opinion No. 25, *Accounting for Stock Issued to Employees* ("APB 25") and related interpretations in accounting for its stock option plans. Under APB 25, compensation expense is based on the difference, if any, on the date of grant, between the fair value of the Company's stock and the exercise price. Had compensation expense related to the Company's outstanding options been determined based on the fair value at the grant dates consistent with SFAS 123,

A. Description of Business and Summary of Significant Accounting Policies (Continued)

Stock-Based Compensation (Continued)

net income (loss) available to common stockholders and earnings per share would be as reflected below (in thousands, except per common share data):

	<u>Year Ended December 31,</u>		
	<u>2005</u>	<u>2004</u>	<u>2003</u>
Net income (loss) available to common stockholders, as reported	\$ (2,286)	\$ 41,013	\$ 10,737
Add: Stock-based employee compensation expense included in reported net income, net of related tax effects	-0-	-0-	-0-
Deduct: Total stock-based employee compensation expense determined under fair value based method for all awards, net of related tax effects	<u>(961)</u>	<u>(908)</u>	<u>(1,477)</u>
Net income (loss) available to common stockholders, pro forma	<u>\$ (3,247)</u>	<u>\$ 40,105</u>	<u>\$ 9,260</u>
Net income (loss) available to common stockholders per share:			
Basic, as reported	\$ (0.05)	\$ 0.83	\$ 0.21
Basic, pro forma	\$ (0.07)	\$ 0.81	\$ 0.18
Diluted, as reported	\$ (0.05)	\$ 0.82	\$ 0.21
Diluted, pro forma	\$ (0.07)	\$ 0.80	\$ 0.18

The fair value for the options was estimated at the date of grant using a Black-Scholes option pricing model with the following weighted-average assumptions for 2005, 2004 and 2003 respectively: risk-free interest rates of 3.81%, 3.53% and 3.14%; dividend yields of 0.86%, 0.90% and 0.71%; volatility factors of the expected market price of the Company's common stock of 0.30, 0.30 and 0.30; and a weighted-average expected life of the options of 3.0, 3.4 and 4.1 years.

Accounting for Derivatives

The Company may use swap agreements to convert a portion of its variable rate debt to a fixed rate basis, thus hedging against interest rate fluctuations. These hedging activities may be transacted with one or more highly-rated institutions, reducing the exposure to credit risk in the event of nonperformance by the counter-party.

As of December 31, 2005, the Company is not engaged in any interest rate swap agreements. During 2003, the Company entered into four interest rate swap agreements which expired in November 2004. These agreements converted a combined notional amount of \$50.0 million of floating rate debt under the senior credit facility to fixed rate debt. These swap agreements fixed the LIBOR component of the total interest rate charged on this portion of the Company's debt at a weighted average fixed rate of 1.87%.

For periods where the Company has entered into a swap agreement, the Company recognizes interest differentials from the interest rate swap agreements as adjustments to interest expense in the period they occur. The differential paid or received as interest rates change is accrued and recognized as an adjustment to interest expense. The amount payable to, or receivable from, counter-parties is included in liabilities or assets. The fair value of the swap agreements is recognized in the financial statements as an asset or liability depending on the circumstances.

A. Description of Business and Summary of Significant Accounting Policies (Continued)

Concentration of Credit Risk

The Company provides advertising air-time to national and local advertisers within the geographic areas in which the Company operates. Credit is extended based on an evaluation of the customer's financial condition, and generally advance payment is not required. Credit losses are provided for in the financial statements and consistently have been within management's expectations.

For the year ended December 31, 2005, approximately 26% and 12% of the Company's broadcast revenue was obtained from advertising sales to automotive and restaurant customers, respectively. The Company experienced similar concentrations of revenue in the years ended December 31, 2004 and 2003. Although, the Company's revenues could be affected by changes within these industries, this risk is in part mitigated by the diversity of companies from which these revenues are obtained. Furthermore, the Company's large geographic operating area partially mitigates the effect upon the Company from regional economic changes.

The Company's cash and cash equivalents are held by a single major financial institution; however, risk of loss is mitigated by the size and the financial health of the institution.

Fair Value of Financial Instruments

The estimated fair value of the Company's long-term debt at December 31, 2005 and 2004 was \$815.7 million and \$694.5 million, respectively. Estimated fair market value of the 9¼% senior subordinated notes is based upon recent trading activity. The estimated fair market value of the senior credit facility approximates recorded value as a result of the facility's market interest rate. Currently, the Company does not anticipate settlement of long-term debt at other than book value. However, if favorable market conditions exist, the Company may purchase a portion of its 9 1/4% senior subordinated notes in the open market. If so, these open market purchases could be at an amount greater than carrying value. The fair value of other financial instruments classified as current assets or liabilities approximates their carrying value.

Earnings Per Share

Basic earnings per share are computed by dividing net income by the weighted-average number of common shares outstanding during the period. The weighted-average number of common shares outstanding does not include unvested restricted shares. These shares, although classified as issued and outstanding, are considered contingently returnable until the restrictions lapse and will not be included in the basic earnings per share calculation until the shares are vested. Diluted earnings per share is computed by giving effect to all dilutive potential common shares, including restricted stock and stock options. A reconciliation of the numerator and denominator used in the calculation of historical basic and diluted earnings per share follows (in thousands):

A. Description of Business and Summary of Significant Accounting Policies (Continued)

Earnings Per Share (Continued)

	Year Ended December 31,		
	2005	2004	2003
Income from continuing operations	\$ 4,604	\$ 36,517	\$ 7,538
Preferred dividends	3,258	3,272	3,287
	<u>2,390</u>	<u>-</u>	<u>-</u>
Deemed non-cash preferred stock dividend		0-	0-
Income (loss) from continuing operations available to common stockholders	(1,044)	33,245	4,251
Income (loss) from discontinued operations, net of income tax	<u>(1,242)</u>	<u>7,768</u>	<u>6,486</u>
Net income (loss) available to common stockholders	<u>\$ (2,286)</u>	<u>\$ 41,013</u>	<u>\$ 10,737</u>
Weighted average shares outstanding – basic	48,649	49,643	50,111
	<u>-0-</u>		<u>424</u>
Stock options, restricted stock and warrants		<u>527</u>	
Weighted average shares outstanding - diluted	<u>48,649</u>	<u>50,170</u>	<u>50,535</u>

For the years ended December 31, 2004 and 2003, the Company generated net income; therefore, common stock equivalents related to employee stock-based compensation plans, warrants and convertible preferred stock were included in the computation of diluted earnings per share to the extent that their exercise costs and conversion prices exceeded market value. For the year ended December 31, 2005 the Company reported a net loss available to common stockholders, therefore, common stock equivalents were not included because they were antidilutive. The number of antidilutive common stock equivalents excluded from diluted earnings per share for the respective periods are as follows (in thousands):

	Year Ended December 31,		
	2005	2004	2003
Antidilutive common stock equivalents excluded from diluted earnings per share	5,157	4,477	5,120

Investment in Broadcasting Company

The Company has an investment in Sarkes Tarzian, Inc. (“Tarzian”) whose principal business is the ownership and operation of two television stations. The investment represents 33.5% of the total outstanding common stock of Tarzian (both in terms of the number of shares of common stock outstanding and in terms of voting rights), but such investment represents 73% of the equity of Tarzian for purposes of dividends if paid as well as distributions in the event of any liquidation, dissolution or other sale of Tarzian. This investment is accounted for under the cost method of accounting and reflected as a non-current asset. The Company has no commitment to fund operations of Tarzian and has neither representation on Tarzian’s board of directors nor any other influence over Tarzian’s management. The Company believes the cost method is appropriate to account for this investment given the existence of a single voting majority shareholder, the lack of management influence and litigation concerning the Tarzian shares. See Note K - Commitments and Contingencies for further discussion of the Tarzian investment.

Valuation and Impairment Testing of Intangible Assets

Approximately \$1.2 billion, or 82%, of the Company's total assets as of December 31, 2005 consist of unamortized intangible assets, principally broadcast licenses and goodwill.

A. Description of Business and Summary of Significant Accounting Policies (Continued)

Valuation and Impairment Testing of Intangible Assets (Continued)

The Company values the broadcast licenses of television stations using an income approach. Under this approach, a broadcast license is valued based on analyzing the estimated after-tax discounted future cash flows of the station, assuming an initial start-up operation maturing into an average performing station in a specific television market and giving consideration to other relevant factors such as the technical qualities of the broadcast license and the number of competing broadcast licenses within that market.

For purposes of testing goodwill impairment, each of the Company's individual television stations is a separate reporting unit. The Company reviews each television station acquired after January 1, 2002 for possible goodwill impairment by comparing the estimated market value of each respective reporting unit to the carrying value of that reporting unit's net assets. If the estimated market values exceed the net assets, no goodwill impairment is deemed to exist. If the fair value of the reporting unit does not exceed the carrying value of that reporting unit's net assets, the Company then performs, on a notional basis, a purchase price allocation applying the guidance of Statements of Financial Accounting Standards No. 141, *Business Combinations* ("SFAS 141") by allocating the reporting unit's fair value to the fair value of all tangible and identifiable intangible assets with residual fair value representing the implied fair value of goodwill of that reporting unit. The carrying value of goodwill for the reporting unit is written down to this implied value.

Related Party Transactions

For the years ended December 31, 2005, 2004 and 2003, the Company made payments to Georgia Casualty and Surety Co. in the amounts of \$288,000, \$256,000 and \$239,000, respectively, for insurance services provided. Mr. J. Mack Robinson, the Company's Chairman and Chief Executive Officer has an ownership interest in Atlantic American Corporation, a publicly traded company, which is the parent company of Georgia Casualty and Surety Co.

Recent Accounting Pronouncements

Accounting Changes and Corrections of Errors - In May 2005, the FASB issued Statement of Financial Accounting Standard No. 154, ("SFAS No. 154"), *Accounting Changes and Error Corrections, a replacement of APB Opinion No. 20 and FASB Statement No. 20*. SFAS No. 154 replaces APB Opinion No. 20, *Accounting Changes*, and FASB Statement No. 3, *Reporting Accounting Changes in Interim Financial Statements*, and changes the requirements for the accounting for and reporting of a change in accounting principle. SFAS No. 154 applies to all voluntary changes in accounting principle. It also applies to changes required by an accounting pronouncement in the unusual instance that the pronouncement does not include specific transition provisions. When a pronouncement includes specific transition provisions, those provisions should be followed. SFAS No. 154 is effective for the Company in the first quarter of 2006.

Share-Based Payment - In December 2004, the FASB issued Statement of Financial Accounting Standard No. 123, (revised 2005), *Share-Based Payment* ("SFAS 123(R)"), that addresses the accounting for share-based payment transactions in which an enterprise receives employee services in exchange for (a) equity instruments of the enterprise or (b) liabilities that are based on the fair value of the enterprise's

equity instruments or that may be settled by the issuance of such equity instruments. SFAS 123(R) eliminates the ability to account for share-based compensation transactions using the intrinsic value

A. Description of Business and Summary of Significant Accounting Policies (Continued)

Recent Accounting Pronouncements (Continued)

method under Accounting Principles Board (APB) Opinion No. 25, *Accounting for Stock Issued to Employees*, and generally would require instead that such transactions be accounted for using a fair-value-based method. Under SFAS 123(R) the Company must determine which fair-value-based model and transitional provision it will follow upon adoption. The options for transition methods as prescribed in SFAS 123(R) include either the modified prospective or the modified retrospective methods. The Company has selected the modified prospective method which requires that compensation expense be recorded for all unvested stock options and restricted stock as the requisite service is rendered beginning with the first quarter of adoption. SFAS 123(R) will be effective for the Company beginning in its first quarter of fiscal 2006. Although the Company will continue to evaluate the application of SFAS 123(R), based on unvested options and restricted stock outstanding at present, the Company expects that the expense for options and restricted stock will be between \$750,000 and \$800,000 for the year ended December 31, 2006. However, the actual expense recognized in the future will vary based upon the number of options and shares of restricted stock issued and their respective terms

Changes in classifications

The classification of certain prior year amounts in the accompanying consolidated financial statements have been changed in order to conform to the current year presentation.

B. Discontinued Operations

On December 30, 2005 the Company completed the spinoff of all of the outstanding stock of Triple Crown Media, Inc. (“TCM”). Immediately prior to the spinoff, the Company contributed all of the membership interests of Gray Publishing LLC, which owned and operated the Company’s Gray Publishing and GrayLink Wireless businesses and certain other assets to TCM. In accordance with Statement of Financial Accounting Standards No. 144, *Accounting for the Impairment or Disposal of Long-Lived Assets*, (“SFAS No. 144”) the balance sheet of the Company at December 31, 2005 no longer includes the assets and liabilities of those businesses. The Company’s statement of stockholder’s equity for the year ended December 31, 2005 records the related \$26.2 million decrease in retained earnings reflecting the distribution of the net carrying amounts of those businesses to TCM. The statement of stockholder’s equity also records the \$36.0 million distribution, net of tax, received from TCM, as a proportionate increase to the balances of the Company’s Common Stock and Class A Common Stock. The assets and liabilities of the former publishing and wireless businesses have been reclassified and are reported as current and non-current assets and liabilities of discontinued operations in the consolidated balance sheet as of December 31, 2004.

The major classes of discontinued assets and liabilities included in the consolidated balance sheets as of the day of the spinoff, December 30, 2005 and at December 31, 2004 are as follows (in thousands):

	<u>December 30, 2005</u>	<u>December 31, 2004</u>
Current assets from discontinued operations:		
Accounts receivable	\$ 6,291	\$ 6,003
Inventories	932	1,101

Other current assets	300	181
Total	<u>\$ 7,523</u>	<u>\$ 7,285</u>

B. Discontinued Operations (Continued)

	<u>December 30, 2005</u>	<u>December 31, 2004</u>
Non-current assets from discontinued operations:		
Property, plant and equipment, net	\$ 9,570	\$ 9,570
Intangibles, net	17,579	21,609
Other non-current assets	<u>246</u>	<u>237</u>
Total	<u>\$ 27,395</u>	<u>\$ 31,416</u>
Current liabilities from discontinued operations:		
Accounts payable and accrued expenses	\$ 4,548	\$ 1,875
Deferred revenue	<u>1,922</u>	<u>2,061</u>
Total	<u>\$ 6,470</u>	<u>\$ 3,936</u>
Non-current liabilities from discontinued operations:		
Deferred income taxes	\$ 1,512	\$ 1,595
Other non-current liabilities	<u>740</u>	<u>153</u>
Total	<u>\$ 2,252</u>	<u>\$ 1,748</u>

The Company has reclassified the former publishing and wireless revenues and expenses for the years ended December 31, 2005, 2004 and 2003 to discontinued operations, net of income tax in its consolidated statement of operations. The Company did not allocate interest on corporate indebtedness to discontinued operations. The Company has included its third party legal, accounting, professional, printing and other costs of the transactions related to the spinoff as a part of its discontinued operations, net of income tax, in the consolidated statement of operations for the year ended December 31, 2005. The following are the components of income from discontinued operations, net of tax for the years ended December 31, 2005, 2004 and 2003 respectively (in thousands):

	<u>Year Ended December 31,</u>		
	<u>2005</u>	<u>2004</u>	<u>2003</u>
Operating revenues	\$ 52,658	\$ 51,928	\$ 50,363
Operating expenses	39,708	37,335	35,619
Transaction costs	6,238	-0-	-0-
Depreciation	1,634	1,701	2,018
Amortization of intangible assets	-0-	55	427
Impairment of FCC license	3,206	-0-	-0-
(Gain) loss on disposal of assets, net	<u>(136)</u>	<u>45</u>	<u>164</u>
Operating income	2,008	12,792	12,135
Miscellaneous income, net	3	37	53
Interest expense	<u>-0-</u>	<u>(2)</u>	<u>(30)</u>
Income before income taxes	2,011	12,827	12,158
Income tax expense	<u>3,253</u>	<u>5,059</u>	<u>5,672</u>
Income from operations of discontinued publishing and other operations net of income tax expense	<u>\$ (1,242)</u>	<u>\$ 7,768</u>	<u>\$ 6,486</u>

B. Discontinued Operations (Continued)

During the year ended December 31, 2005, the Company recorded a \$3.2 million impairment charge related to its wireless FCC licenses. The impairment of the FCC license is attributed to increased competition from cellular telephones.

Related Party Transactions

For the years ended December 31, 2005, 2004 and 2003, the Company made payments to Georgia Casualty and Surety Co. in the amounts of \$153,000, \$143,000 and \$161,000, respectively, for insurance services provided to the Company's discontinued operations. Mr. J. Mack Robinson, the Company's Chairman and Chief Executive Officer has an ownership interest in Atlantic American Corporation, a publicly traded company, which is the parent company of Georgia Casualty and Surety Co.

C. Purchase of Federal Communications License

During 2005 the Company acquired a third FCC license to operate a second low power television station, WAHU-TV, in the Charlottesville, Virginia television market. The Fox broadcast network has agreed to an affiliation agreement to allow the Company to operate WAHU-TV as a FOX affiliate.

WCAV-TV and WVAW-TV began broadcasting in August 2004 and WAHU-TV's licence was acquired on July 1, 2005. Gray's total cost to acquire and/or construct the combined broadcast facilities for these three stations was approximately \$8.5 million.

On August 17, 2004, the Company completed the acquisition of a FCC television license for WCAV-TV, Channel 19, in Charlottesville, Virginia from Charlottesville Broadcasting Corporation. Gray's cost to acquire that FCC license was approximately \$1 million. CBS, Inc. has agreed to a ten-year affiliation agreement to allow Gray to operate WCAV-TV as a CBS-affiliated station.

Gray also has an FCC license to operate a low power television station, WVAW-TV, in the Charlottesville, Virginia television market. The American Broadcasting Company has agreed to an affiliation agreement expiring December 31, 2013 to allow Gray to operate WVAW-TV as an ABC affiliate.

D. Business Acquisitions

WSAZ-TV

On November 30, 2005, the Company completed the acquisition of WSAZ-TV's assets from Emmis Communications Corp. for a purchase price of \$185.8 million plus related transaction costs of \$239,000. WSAZ-TV, Channel 3, serves the Charleston – Huntington, West Virginia television market and is an NBC affiliate. To fund the acquisition, the Company borrowed \$185.0 million under its amended senior credit facility and used \$1.0 million of cash on hand.

WSWG-TV (formerly WVAG-TV)

On November 10, 2005, the Company completed the acquisition of WSWG-TV's assets from P. D. Communications LLC for a purchase price of \$3.75 million plus related transaction costs of \$83,000. Total cost was \$3.8 million and of this amount \$2.8 million was paid at closing. The remaining \$1.0 million will be paid at a later date and was recorded as a liability as of December 31, 2005. When purchased, the station's call letters were WVAG-TV. The Company changed the station's call letters to

D. Business Acquisitions (Continued)

WSWG-TV (formerly WVAG-TV) (Continued)

WSWG-TV subsequent to the acquisition to emphasize its focus on southwest Georgia. WSWG-TV, Channel 44, serves the Albany, Georgia television market. WSWG-TV is affiliated with the UPN network. The Company used cash on hand to fund the acquisition.

KKCO-TV

On January 31, 2005, the Company completed the acquisition of KKCO-TV's assets from Eagle III Broadcasting, LLC for a purchase price of \$13.5 million plus related transaction costs of \$700,000. Total cost was \$14.2 million. KKCO-TV, Channel 11, serves the Grand Junction, Colorado television market and is an NBC affiliate. The Company used cash on hand to fully fund this acquisition.

The acquisitions of WSAZ-TV, WSWG-TV and KKCO-TV were accounted for under the purchase method of accounting. Under the purchase method of accounting, the results of operations of the acquired business are included in the accompanying consolidated financial statements as of its acquisition date. The identifiable assets and liabilities of the acquired business are recorded at their estimated fair values with the excess of the purchase price over such identifiable net assets allocated to goodwill.

The following table summarizes the fair values of the assets acquired and the liabilities assumed at the date of acquisition for WSAZ-TV, WSWG-TV and KKCO-TV (in thousands):

	<u>WSAZ-TV</u>	<u>WSWG-TV</u>	<u>KKCO-TV</u>
Accounts receivable	\$ 4,558	\$ 10	\$ 442
Current portion of program broadcast rights	1,002	38	35
Other current assets	35	-0-	48
Program broadcast rights excluding current portion	-0-	69	-0-
Property and equipment	12,721	500	1,111
Broadcast licenses	91,137	1,554	8,338
Goodwill	78,675	1,752	4,448
Other intangible assets	2,310	26	67
Trade payables and accrued expenses	(3,375)	(8)	(251)
Current portion of program broadcast obligations	(1,028)	(38)	(35)
Program broadcast obligations excluding current portion	-0-	(75)	-0-
Total purchase price including expenses	<u>\$ 186,035</u>	<u>\$ 3,828</u>	<u>\$ 14,203</u>

All of the goodwill recorded in association with the acquisitions is expected to be deductible for income tax purposes. Broadcast licenses and goodwill are indefinite lived intangible assets.

Pro Forma Operating Results (Unaudited)

This unaudited pro forma operating data does not purport to represent what the Company's actual results of operations would have been had the Company acquired KKCO-TV, WSWG-TV and WSAZ-TV on January 1, 2004 and should not serve as a forecast of the Company's operating results for any

future periods. The pro forma adjustments are based solely upon certain assumptions that management believes are reasonable under the circumstances at this time. Unaudited pro forma operating data for the years ended December 31, 2005 and 2004, are as follows (in thousands, except per common share data):

D. Business Acquisitions (Continued)

Pro Forma Operating Results (Unaudited) (Continued)

	Pro Forma	
	December 31,	
	2005	2004
	(Unaudited)	
Operating revenues	\$ 282,131	\$ 326,986
Operating income	69,873	116,154
Income from continuing operations, net of income tax	4,705	41,523
Net income	3,463	49,429
Preferred dividends	3,258	3,272
Deemed non-cash preferred stock dividend	2,390	-0-
Net income (loss) available to common stockholders	\$ (2,185)	\$ 46,157

Basic per share information:

Income (loss) from continuing operations available to common stockholders	\$ (0.02)	\$ 0.77
Income (loss) from discontinued operations, net of income tax	(0.03)	0.16
Net income (loss) available to common stockholders	<u>\$ (0.05)</u>	<u>\$ 0.93</u>
Weighted average shares outstanding	48,649	49,643

Diluted per share information:

Income (loss) from continuing operations available to common stockholders	\$ (0.02)	\$ 0.76
Income (loss) from discontinued operations, net of income tax	(0.03)	0.16
Net income (loss) available to common stockholders	<u>\$ (0.05)</u>	<u>\$ 0.92</u>
Weighted average shares outstanding	48,649	50,170

The pro forma results presented above include adjustments to reflect (i) additional interest expense associated with debt to finance the respective acquisitions, (ii) depreciation and amortization of assets acquired and (iii) the income tax effect of such pro forma adjustments.

WNDU-TV

On March 3, 2006, the Company acquired Michiana Telecasting Corp., operator of WNDU-TV, from The University of Notre Dame for a purchase price of \$85.0 million in cash, plus related transaction costs. WNDU-TV serves the South Bend – Elkhart, Indiana television market and is an NBC affiliate. In January 2006, the Company borrowed \$100 million under its senior credit facility. These funds were used to fund the acquisition of WNDU-TV and to reduce other portions of the Company's then outstanding revolving credit facility debt. The financial position and the results of operations of WNDU-TV are not included in the accompanying consolidated financial statements. WNDU-TV's condensed balance sheet as of the acquisition date was not available as of the filing date of this annual report.

The acquisitions of KKCO-TV, WSWG-TV, WSAZ-TV and WNDU-TV were consistent with the Company's acquisition strategy which is to acquire dominant stations in mid size markets.

E. Long-term Debt

Long-term debt consists of the following (in thousands):

	December 31,	
	2005	2004
Senior credit facility	\$ 533,000	\$ 375,000
9¼ % Senior Subordinated Notes due 2011	258,479	280,000
Other	<u>1,841</u>	<u>1,914</u>
	793,320	656,914
Less unamortized discount	<u>(811)</u>	<u>(1,009)</u>
	792,509	655,905
Less current portion	<u>(3,577)</u>	<u>(3,823)</u>
	<u>\$ 788,932</u>	<u>\$ 652,082</u>
Available capacity under the revolving portion of the senior credit facility	<u>\$ 58,500</u>	<u>\$ 71,300</u>
Letters of credit outstanding	<u>\$ 8,500</u>	<u>\$ -0-</u>

Senior Credit Facility

As of December 31, 2005, the amount outstanding under the senior credit facility was \$533 million which included \$33 million, \$150 million and \$350 million under the revolving facility, the term loan A facility and the term loan B facility, respectively. Also as of December 31, 2005, the available capacity to borrow under the revolving facility was \$58.5 million.

On November 22, 2005, Gray amended its existing senior credit facility. The amended agreement has a maximum term of six years (or seven years, with respect to the term loan B facility) and the total amount available under the agreement is \$600 million, consisting of a \$100 million revolving facility, a \$150 million term loan A facility and a \$350 million term loan B facility. In addition, an incremental loan facility is also made available under the senior credit facility in the maximum amount of \$400 million. Initially, Gray used the proceeds from the credit facilities to finance the acquisition of WSAZ-TV, to refinance the indebtedness under the previous senior credit facility, and for certain permitted working capital needs, investments and acquisitions permitted under the facility. On January 31, 2006, Gray borrowed \$100 million under the incremental facility to finance the pending acquisition of WNDU-TV.

As amended on November 22, 2005, the final maturity date for the revolving loan facility, and the term loan A facility and term loan B facility is November 22, 2011, November 22, 2011 and November 22, 2012, respectively. However, if the Company has not refinanced its 9¼% Senior Subordinated Notes by December 15, 2010, the final maturity date will be accelerated to June 15, 2011 for all three portions of the senior credit facility.

Under the senior credit facility, irrevocable stand by letters of credit for \$8.5 million and \$18.6 million were issued on behalf of Gray and in lieu of an earnest money deposits for the pending acquisitions of WNDU-TV and WSAZ-TV. The WSAZ-TV letter of credit was cancelled on November 23, 2005 upon completion of the acquisition. The WNDU-TV letter of credit was outstanding at December 31, 2005 and was cancelled on and March 3, 2006 upon completion of the acquisition. Neither letter of credit was drawn upon.

E. Long-term Debt (Continued)

Senior Credit Facility (Continued)

Effective August 19, 2005, a lender of Gray issued an irrevocable \$18.6 million stand by letter of credit on behalf of Gray in lieu of an earnest money deposit for the pending acquisition of WSAZ-TV. This letter of credit was never drawn upon and it was cancelled on November 30, 2005.

On June 28, 2005, Gray amended its existing senior credit facility. The amended agreement had a maximum term of seven and one half years and the total amount available under the agreement is \$400 million, consisting of a \$100 million revolving facility, a \$100 million term loan A facility and a \$200 million term loan B facility. The amended agreement contained affirmative and negative covenants similar to those contained in the agreement as amended on November 22, 2005 and described above.

Under the revolving and term facilities as amended, the Company, at its option, can borrow funds at an interest rate equal to the London Interbank Offered Rate (“LIBOR”) plus a margin or at the lenders’ base rate, generally equal to the lenders’ prime rate, plus a margin. The applicable margin on the revolving and term facilities varies based on the Company’s total leverage ratio as defined in the loan agreement. Presented below are the ranges of applicable margins available to the Company based on the Company’s performance in comparison with the terms as defined in the loan agreement:

Applicable Margin for Base Rate Advances	Applicable Margin for LIBOR Advances
0.00% - 0.25%	0.625% - 1.50%

The weighted average interest rate on the balance outstanding under the senior credit facility at December 31, 2005 and 2004 was 5.67% and 3.83%, respectively. As of December 31, 2005, the Company was charged a commitment fee equal to 0.375% per annum of the excess of the aggregate average daily available credit limit less the amount outstanding. This commitment fee can range between 0.2% and 0.5% per annum.

The senior credit facility is collateralized by substantially all of the assets, excluding real estate, of the Company and its subsidiaries. In addition, the Company’s subsidiaries are joint and several guarantors of the obligations and the Company’s ownership interests in its subsidiaries are pledged to collateralize the obligations. The amended agreement contains affirmative and negative covenants that Gray must comply with, including (a) limitations on additional indebtedness, (b) limitations on liens, (c) limitations on the sale of assets, (d) limitations on guarantees, (e) limitations on investments and acquisitions, (f) limitations on the payment of dividends, (g) limitations on mergers, as well as other customary covenants. Also, Gray must not let its leverage ratio and senior leverage ratio exceed certain maximum limits and Gray can not let its interest coverage ratio or fixed charge ratio fall below certain minimum limits. The senior subordinated notes also contain similar restrictive provisions limiting the Company’s ability to, among other things, incur additional indebtedness, make certain acquisitions or investments, sell assets or make certain restricted payments that include but are not limited to purchases or redemptions of the Company’s capital stock.

9¼% Senior Subordinated Notes

On December 21, 2001, the Company completed its sale of \$180 million aggregate principal amount of its Senior Subordinated Notes due 2011 (the “9¼% Notes”). The net proceeds from the sale of these notes were approximately \$173.6 million. These senior subordinated notes have a coupon of 9¼% and were priced at a discount to yield 9 3/8 %. On September 10, 2002, the Company completed the sale of

E. Long-term Debt (Continued)

9¼% Senior Subordinated Notes (Continued)

an additional \$100 million principal amount of senior subordinated notes. The coupon on these additional notes was 9¼% and they were issued at par. These additional notes were issued under the same indenture and have the same terms as the Company’s previously existing senior subordinated notes. The additional senior subordinated notes form a single series with the Company’s then existing senior subordinated notes and are collectively referred to as the 9¼% Notes.

Interest on the 9¼% Notes is payable semi-annually on December 15 and June 15, commencing June 15, 2002. The 9¼% Notes mature on December 15, 2011 and are redeemable, in whole or in part, at the Company’s option after December 15, 2006. If the 9¼% Notes are redeemed during the twelve-month period beginning on December 15 of the years indicated below, they will be redeemed at the redemption prices set forth below, plus accrued and unpaid interest to the date fixed for redemption.

<u>Year</u>	<u>Percentage of the Principal Amount Outstanding</u>
2006	104.625%
2007	103.083%
2008	101.542%
2009 and thereafter	100.000%

Under certain circumstances, the Company at its option can redeem all or a portion of the 9¼% Notes prior to December 15, 2006. If the 9¼% Notes were to be redeemed prior to December 15, 2006, the Company would have to pay the principal amount, accrued but unpaid interest and certain premiums.

The 9¼% Notes are jointly and severally guaranteed (the “Subsidiary Guarantees”) by all of the Company’s subsidiaries (the “Subsidiary Guarantors”). The obligations of the Subsidiary Guarantors under the Subsidiary Guarantees is subordinated, to the same extent as the obligations of the Company in respect of the 9¼% Notes, to the prior payment in full of all existing and future senior debt of the Subsidiary Guarantors (which will include any guarantee issued by such Subsidiary Guarantors of any senior debt).

The Company is a holding company with no material independent assets or operations, other than its investment in its subsidiaries. The aggregate assets, liabilities, earnings and equity of the Subsidiary Guarantors are substantially equivalent to the assets, liabilities, earnings and equity of the Company on a consolidated basis. The Subsidiary Guarantors are, directly or indirectly, wholly owned subsidiaries of the Company and the Subsidiary Guarantees are full, unconditional and joint and several. All of the current and future direct and indirect subsidiaries of the Company are guarantors of the senior subordinated notes. Accordingly, separate financial statements and other disclosures of each of the Subsidiary Guarantors are not presented because the Company has no independent assets or operations, the guarantees are full and unconditional and joint and several and any subsidiaries of the parent company

other than the Subsidiary Guarantors are minor. The senior credit facility is collateralized by substantially all of the Company's existing and hereafter acquired assets except real estate.

Loss on Early Extinguishment of Debt

The Company has incurred approximately \$7.2 million, \$820,000 and \$1.0 million in lender and legal fees for the amendments of its senior credit facility during the years ending December 31, 2005,

E. Long-term Debt (Continued)

Loss on Early Extinguishment of Debt (Continued)

2004 and 2003, respectively. Portions of these fees have been capitalized, net of amounts written off in accordance with EITF 98-14 *Debtor's Accounting for Changes in Line-of-Credit or Revolving-Debt Arrangements* and EITF 96-19 *Debtor's Accounting for a Modification or Exchange of Debt Instruments*. Based on these criteria, the Company has recognized a loss on early extinguishment of debt to write off portions of the previously capitalized loan costs totaling \$3.1 million in the year ended December 31, 2005. No similar amounts were recognized in the years ended December 31, 2004 or 2003. Included in loss on early extinguishment of debt is \$817,000 of costs incurred while considering alternative financing transactions. Ultimately, the Company amended its senior credit facility rather than completing one of the alternative transactions.

During the year ended December 31, 2005, Gray repurchased \$21.5 million, face amount, of its 9¼% Notes in the open market. Associated with this repurchase, Gray recorded a loss upon early extinguishment of debt of \$2.6 million which consisted of a premium of \$2.0 million, the write off of unamortized deferred finance costs of \$485,000 and an unaccreted discount of \$74,000. Gray used cash on hand of \$23.5 million for the repurchase of its 9¼% Notes which included amounts for the face amount of the 9¼% Notes, premium and accrued interest.

The Company considered financing alternatives to refinance its existing debt, finance the now completed acquisition of WSAZ-TV and to finance the pending acquisition of WNDU-TV. Ultimately, the Company amended its existing senior credit facility rather than completing these alternative financing arrangements. The Company incurred \$817,000 associated with these financing alternatives. This amount was expensed during the year ended December 31, 2005 as a loss on early extinguishment of debt.

Interest Rate Swap Agreements

As of December 31, 2005 and 2004, the Company was not engaged in any interest rate swap agreements. During 2003, the Company entered into four interest rate swap agreements which expired in November 2004. These agreements converted a combined notional amount of \$50.0 million of floating rate debt under the senior credit facility to fixed rate debt. These swap agreements fixed the LIBOR component of the total interest rate charged on this portion of the Company's debt at a weighted average fixed rate of 1.87%.

On February 9, 2006, the Company entered into an interest rate swap agreement having a notional amount of \$100.0 million. Under this agreement the Company will pay at an annual fixed rate of 5.05% and receive interest at the 90 day LIBOR rate. The swap agreement will expire on January 3, 2007.

E. Long-term Debt (Continued)

Maturities

Aggregate minimum principal maturities on long-term debt as of December 31, 2005, were as follows (in thousands):

Year	Minimum Principal Maturities			
	Senior Credit Facility	9¼% Notes	Other	Total
2006	\$ 3,500	\$ -0-	\$ 77	\$ 3,577
2007	3,500	-0-	75	3,575
2008	11,000	-0-	181	11,181
2009	11,000	-0-	77	11,077
2010	26,000	-0-	80	26,080
Thereafter	<u>478,000</u>	<u>258,479</u>	<u>1,351</u>	<u>737,830</u>
	<u>\$ 533,000</u>	<u>\$ 258,479</u>	<u>\$ 1,841</u>	<u>\$ 793,320</u>

The Company made interest payments of approximately \$44.5 million, \$39.8 million and \$38.5 million during 2005, 2004 and 2003, respectively.

F. Stockholders' Equity

On May 26, 2004, the shareholders of the Company voted to amend the Company's articles of incorporation to allow for an increase in the authorized number of shares of common stock from 50 million to 100 million.

The Company is authorized to issue 135 million shares of all classes of stock, of which 15 million shares are designated Class A Common Stock, 100 million shares are designated Common Stock, and 20 million shares are designated "blank check" preferred stock for which the Board of Directors has the authority to determine the rights, powers, limitations and restrictions. The rights of the Company's Common Stock and Class A Common Stock are identical, except that the Class A Common Stock has 10 votes per share and the Common Stock has one vote per share. The Common Stock and Class A Common Stock receive cash dividends on an equal per share basis.

On March 3, 2004, the Board of Directors authorized the Company to repurchase up to an aggregate of two million shares of the Company's Common Stock or Class A Common Stock. On November 3, 2004, the Board of Directors increased, from two million to four million, the aggregate number of shares of its Common Stock or Class A Common Stock authorized for repurchase. This authorization supersedes any previously authorized share repurchases. There is no expiration for this authorization. Shares repurchased under this authorization will be held as treasury shares and used for general corporate

purposes including, but not limited to, satisfying obligations under the Company's employee benefit plans and long term incentive plan.

During the year ended December 31, 2005, the Company purchased 528,400 shares of the Company's Common Stock for an average price of \$12.89 per share and purchased 12,800 shares of the Company's Class A Common Stock for \$13.37 per share for a combined cost of \$7.0 million. During the year ended December 31, 2004, the Company purchased 1,681,400 shares of the Company's Common Stock for an average price of \$12.93 per share and purchased 65,000 shares of the Company's Class A

F. Stockholders' Equity (Continued)

Common Stock for \$10.95 per share for a combined cost of \$22.4 million. Included in the purchases made during 2004 were 75,000 shares of the Company's Common Stock which were purchased from a member of the Company's Board of Directors, for \$15.20 per share. The price paid was the market value of the shares on the New York Stock Exchange on the date of sale. At December 31, 2005, the remaining shares authorized for purchase total 1,712,400. Treasury stock is recorded at cost.

In transactions completed in April 2003, the Company purchased, and cancelled, all of the warrants held by Bull Run, a related party, for a total price including the Company's expenses, of \$5.3 million which was paid using cash on hand. The warrants were initially granted in association with the Sarkes Tarzian transaction and the issuance of Series A and Series B Preferred Stock. The purchase of the warrants has been recorded as an increase in the Sarkes Tarzian investment of \$395,000 and a decrease in Class A Common Stock of \$4.9 million. The independent directors of the Company approved this transaction with Bull Run after receiving an opinion as to the fairness of the transaction from an independent and nationally recognized investment-banking firm.

In August of 2003, the Company purchased 1,017,647 shares of the Company's Class A Common Stock and 11,750 shares of the Company's Common Stock from Bull Run for \$16.95 per share, or a total of \$17.6 million including expenses, which was funded using cash on hand. An independent Special Committee of the Company's Board of Directors approved this transaction after receiving an opinion as to the fairness of the transaction from an independent and nationally recognized investment-banking firm.

At December 31, 2005, warrants to purchase 375,000 shares of Class A Common Stock at \$16.00 per share were outstanding and fully vested. The warrants expire if not exercised by September 24, 2006.

As of December 31, 2004, the Company had declared but unpaid common stock dividends of \$5.9 million which remained a liability of the Company as of December 31, 2004. These dividends were paid during the first quarter of 2005. For the years ended December 31, 2005 and 2003, all common stock dividends declared by the Company were paid during the year that the common stock dividends were declared.

As of December 31, 2005, the Company had reserved 9,395,810 shares and 395,687 shares of the Company's Common Stock and Class A Common Stock, respectively, for future issuance under various employee benefit plans, potential exercise of outstanding warrants and the potential conversion of the Company's preferred stock.

G. Redeemable Preferred Stock

In April of 2002, the Company issued \$40 million of a redeemable and convertible preferred stock to a group of private investors. The preferred stock was designated as Series C Preferred Stock and has a liquidation value of \$10,000 per share. The issuance of the Series C Preferred Stock generated net cash proceeds of approximately \$30.5 million, after transaction fees and expenses and excluding the value of

the Series A and Series B preferred stock exchanged into the Series C Preferred Stock. As part of the transaction, holders of the Company's Series A and Series B Preferred Stock have exchanged all of the outstanding shares of each respective series, an aggregate liquidation value of approximately \$8.2 million, for an equal number of shares of the Series C Preferred Stock. Upon closing this transaction, the Series C Preferred Stock is the only currently outstanding preferred stock of the Company.

G. Redeemable Preferred Stock (Continued)

The Series C Preferred Stock is convertible into the Company's Common Stock. On December 30, 2005, the Company spun off a portion of its assets to TCM. Due to the decrease in the market price of the Company's Common Stock resulting from the TCM spin off, the Company decreased the conversion price to \$13.07 from \$14.39 per share of the Company's Common Stock. The new conversion price was effective as of December 30, 2005. The modification of the conversion price resulted in a non-cash deemed dividend to the preferred stockholders totaling approximately \$2.4 million on December 30, 2005. See Note B. Discontinued Operations for further discussion of the TCM spinoff.

The Series C Preferred Stock is redeemable at the Company's option on or after April 22, 2007 and is subject to mandatory redemption on April 22, 2012 at a value of \$10,000 per share. Therefore, the Company does not have any Series C Preferred Stock redemption requirements for the five years subsequent to December 31, 2005. Dividends on the Series C Preferred Stock will accrue at 8% per annum until April 22, 2009 after which the dividend rate shall be 8.5% per annum. Dividends, when declared by the Company's Board of Directors may be paid at the Company's option in cash or additional shares of Series C Preferred Stock.

On August 4, 2004, the Company repurchased 36 shares of the Company's Redeemable Serial Preferred Stock from the Company's Chairman and CEO, at the liquidation price of \$10,000 per share. The Company chose to repurchase these shares when they became available and after considering the preferred stock's dividend rate in comparison to the interest earned on the Company's cash investments. By repurchasing the preferred stock, the Company retired stock with a dividend accruing at an annual rate of 8.0% while it used cash that was earning interest at a significantly lower annual rate.

As of December 31, 2005, the carrying value and the liquidation value of the Series C Preferred Stock was \$39.1 million and \$39.6 million, respectively. The difference between these two values is the unaccredited portion of the original issuance cost. The original issuance cost, prior to accretion, was \$868,000 and it is being accreted over the estimated ten-year life of the Series C Preferred Stock.

H. Long-term Incentive Plan

On September 16, 2002, the shareholders of the Company approved the 2002 Long Term Incentive Plan (the "2002 Incentive Plan"), which replaced the prior long-term incentive plan, the 1992 Long Term Incentive Plan. Originally, the 2002 Incentive Plan had 2.8 million shares of the Company's Common Stock reserved for grants to key personnel for (i) incentive stock options, (ii) non-qualified stock options, (iii) stock appreciation rights, (iv) restricted stock awards and (v) performance awards, as defined by the 2002 Incentive Plan. On May 26, 2004, the shareholders of the Company approved an amendment to the 2002 Incentive Plan, which increased the number of shares reserved for issuance thereunder by two million shares to a total of 4.8 million shares. At December 31, 2005, 2.9 million shares were available for issuance under the 2002 Incentive Plan. Shares of Common Stock underlying outstanding options or performance awards are counted against the 2002 Incentive Plan's maximum shares while such options or awards are outstanding. Under the 2002 Incentive Plan, the options granted typically vest after a two-year

period and expire three years after full vesting. However, options will vest immediately upon a “change in control” of the Company as such term is defined in the 2002 Incentive Plan. All options have been granted at prices that approximate fair market value on the date of the grant. During 2003, the Company granted 100,000 shares of restricted stock to the Company’s president of which 60,000 shares were fully vested as of December 31, 2005. During 2003 and in connection with this grant, the Company recorded a liability for unearned compensation of \$1.4 million that is being amortized as an expense over the four-year vesting period of the stock. The total amount of unearned compensation is equal to the market value of the shares as of the date of grant.

H. Long-term Incentive Plan (Continued)

On May 14, 2003, the Company’s shareholders approved a restricted stock plan for its Board of Directors (the “Directors’ Restricted Stock Plan”). The Company has reserved 1.0 million shares of the Company’s Common Stock for issuance under this plan and as of December 31, 2005 there were 935,000 shares available for award. The Directors’ Restricted Stock Plan replaces the Company’s non-employee director stock option plan. Under the Directors’ Restricted Stock Plan, each director can be awarded up to 10,000 shares of restricted stock each calendar year. Under this plan, the Company granted 5,000 and 15,000 shares of restricted Common Stock, in total, to its directors during 2005 and 2004, respectively. Of the total shares granted to date, 40,000 shares were fully vested as of December 31, 2005. In connection with this grant, the Company recorded liabilities for unearned compensation of \$72,300 and \$211,000 for 2005 and 2004, respectively. The unearned compensation is being amortized as an expense over the vesting period of the stock. The total amount of unearned compensation is equal to the market value of the shares as of the date of grant.

A summary of the Company’s stock option activity for Class A Common Stock, and related information for the years ended December 31, 2005, 2004 and 2003 is as follows (in thousands, except weighted average data):

	Year Ended December 31,					
	2005		2004		2003	
	Options	Weighted Average Exercise Price	Options	Weighted Average Exercise Price	Options	Weighted Average Exercise Price
Stock options outstanding – beginning of year	19	\$17.81	19	\$17.81	19	\$17.81
Options granted	-0-		-0-		-0-	
Options exercised	-0-		-0-		-0-	
Options forfeited	-0-		-0-		-0-	
Options expired	-0-		-0-		-0-	
Stock options outstanding – end of year	<u>19</u>	\$17.81	<u>19</u>	\$17.81	<u>19</u>	\$17.81
Exercisable at end of year	19	\$17.81	19	\$17.81	19	\$17.81

The exercise price for Class A Common Stock options outstanding as of December 31, 2005 is \$17.81. The weighted-average remaining contractual life of the Class A Common Stock options outstanding is 2.9 years.

H. Long-term Incentive Plan (Continued)

A summary of the Company's stock option activity for Common Stock, and related information for the years ended December 31, 2005, 2004 and 2003 is as follows (in thousands, except weighted average data):

	Year Ended December 31,					
	2005		2004		2003	
	Options	Weighted Average Exercise Price	Options	Weighted Average Exercise Price	Options	Weighted Average Exercise Price
Stock options outstanding – beginning of year	1,753	\$10.75	2,245	\$10.49	2,632	\$10.47
Options granted	544	11.36	151	14.07	177	11.44
Options exercised	(250)	9.78	(525)	10.56	(279)	9.82
Options forfeited	(101)	10.58	(61)	9.18	(159)	9.53
Options expired	(282)	10.09	(57)	12.75	(126)	14.09
Stock options outstanding – end of year	<u>1,664</u>	\$11.20	<u>1,753</u>	\$10.75	<u>2,245</u>	\$10.49
Exercisable at end of year	1,458	\$11.12	1,435	\$10.31	770	\$10.80
Weighted-average fair value of options granted during the year		\$ 2.67		\$ 3.44		\$ 3.15

Information concerning Common Stock options outstanding has been segregated into five groups with similar option prices and is disclosed as follows:

As of December 31, 2005						
Exercise Price Per Share		Number of options outstanding (in thousands)	Weighted Average Exercise Price Per Share	Average Remaining Contractual Life (in years)	Number of Options Outstanding that are Exercisable (in thousands)	Weighted Average Exercise Price Per Share of Options that are Exercisable
Low	High					
\$ 7.13	\$ 8.91	209	\$ 8.89	1.8	209	\$ 8.89
\$ 8.91	\$ 10.69	112	\$ 9.41	3.0	67	\$ 9.65
\$ 10.69	\$ 12.47	1,009	\$ 11.08	2.7	919	\$ 11.08
\$ 12.47	\$ 14.25	268	\$ 13.38	2.4	256	\$ 13.35
\$ 14.25	\$ 16.03	<u>66</u>	\$ 14.59	4.2	<u>7</u>	\$ 14.70
		<u>1,664</u>			<u>1,458</u>	

I. Income Taxes

Federal and state income tax expense (benefit) attributable to income from continuing operations is summarized as follows (in thousands):

	<u>Year Ended December 31,</u>		
	<u>2005</u>	<u>2004</u>	<u>2003</u>
Current			
Federal	\$ 351	\$ 1,069	\$ -0-
State and local	(757)	794	357
Deferred	<u>4,129</u>	<u>21,042</u>	<u>11,308</u>
	<u>\$ 3,723</u>	<u>\$ 22,905</u>	<u>\$ 11,665</u>

Significant components of the Company's deferred tax liabilities and assets are as follows (in thousands):

	<u>December 31,</u>	
	<u>2005</u>	<u>2004</u>
Deferred tax liabilities:		
Net book value of property and equipment	\$ 17,832	\$ 19,195
Broadcast licenses, goodwill and other intangibles	296,078	286,445
Other	-0-	379
Discontinued operations	<u>-0-</u>	<u>1,735</u>
Total deferred tax liabilities	<u>313,910</u>	<u>307,754</u>
Deferred tax assets:		
Liability under supplemental retirement plan	53	68
Allowance for doubtful accounts	220	288
Liability under severance and leases	98	301
Liability under health and welfare plan	296	335
Liability for pension plan	1,894	2,570
Federal operating loss carryforwards	54,832	56,258
State and local operating loss carryforwards	7,934	7,899
Alternative minimum tax carryforward	838	629
Other	69	-0-
Discontinued operations	<u>-0-</u>	<u>140</u>
Total deferred tax assets	66,234	68,488
Valuation allowance for deferred tax assets	<u>(4,574)</u>	<u>(3,722)</u>
Net deferred tax assets	<u>61,660</u>	<u>64,766</u>
Deferred tax liabilities, net	<u>\$ 252,250</u>	<u>\$ 242,988</u>

The Company has approximately \$156.7 million in federal operating loss carryforwards, which expire during the years 2020 through 2023. Additionally, the Company has an aggregate of approximately \$193 million of various state operating loss carryforwards. The utilization of a significant portion of the net operating losses is limited on an annual basis due to a change in ownership of both the Company and its former subsidiary Gray MidAmerica Television. Management does not believe that these limitations will significantly impact the Company's ability to utilize the federal net operating losses before they expire.

I. Income Taxes (Continued)

A valuation allowance has been provided for a portion of the state net operating loss carryforwards. The Company believes there may be limitations on the utilization of certain state net operating losses due to the uncertainty of generating sufficient income in certain states. The valuation allowance at December 31, 2005 and 2004 was \$4.6 million and \$3.7 million, respectively.

In connection with the spinoff of Triple Crown Media, Triple Crown assumed a net deferred tax liability of approximately \$1.5 million. This net deferred tax liability is the result of differences between the book and tax basis of assets transferred in the spinoff. The Company retained all net operating loss carryforwards.

A reconciliation of income tax expense at the statutory federal income tax rate and income taxes as reflected in the consolidated financial statements is as follows (in thousands):

	Year Ended December 31,		
	2005	2004	2003
Statutory federal rate applied to income from continuing operations before income taxes	\$ 2,914	\$ 20,798	\$ 6,721
State and local taxes, net of federal tax benefit	1,484	3,037	1,954
Settlement of IRS audit	-0-	-0-	5,057
Change in valuation allowance	(852)	(597)	(3,125)
Change in deferred tax rate	-0-	-0-	980
Other items, net	177	(333)	78
	<u>\$ 3,723</u>	<u>\$ 22,905</u>	<u>\$ 11,665</u>
Effective income tax rate on continuing operations	44.7%	38.5%	60.7%

During the year ended December 31, 2003, the Company changed its statutory federal income tax rate applied to current and deferred taxes to 35% from 34% due to the tax rate expected to be incurred on future income. As a result of this change on deferred taxes, a total tax charge of \$1.1 million was recorded of which \$1.0 million related to continuing operations.

The Company recorded income tax benefits related to employee stock plans of \$419,000, \$820,000 and \$416,000 for the years ended December 31, 2005, 2004 and 2003, respectively. These benefits were recorded directly to equity.

During the year ended December 31, 2005, the Company recorded a reduction in its minimum pension liability as other comprehensive income which was net of a \$101,000 tax expense. During the year ended December 31, 2004 the Company recorded an increase in its minimum pension liability as other comprehensive expense net of a \$904,000 income tax benefit. The Company also recorded a gain on derivatives as other comprehensive income in the year ended December 31, 2004 which was net of an

\$84,000 tax expense. For the year ended December 31, 2003, the Company recorded a loss on derivatives as other comprehensive expense which was net of an \$84,000 tax benefit.

The Company made income tax payments (net of refunds) of approximately \$356,000, \$42,000 and \$635,000 in 2005, 2004 and 2003, respectively. At December 31, 2005 and 2004, the Company had current income taxes payable of approximately \$1.8 million and \$1.1 million, respectively.

I. Income Taxes (Continued)

In October 2001, the Company received a notice of deficiency from the Internal Revenue Service (the "IRS") with respect to its 1996 and 1998 federal income tax returns. The notice of deficiency alleged that the Company recognized a significant amount of taxable gain from the sale of certain assets in 1996 in connection with a business acquisition from First American Media, Inc. The notice of deficiency also alleged that the Company's 1996 acquisition of certain assets from First American Media, Inc. should be characterized for tax purposes as an acquisition of stock. On January 18, 2002, the Company filed a petition to contest the matter in the United States Tax Court.

In January 2004, the Company settled its litigation with the IRS regarding all deficiencies related to the IRS' audit of the Company's 1996 and 1998 federal income tax returns. The settlement required no cash payments from the Company. The Company agreed in the settlement to forego certain claimed depreciation and amortization deductions relating to the 1996 through 1999 tax years, which in turn resulted in a reduction of the federal income tax net operating loss carryforwards by approximately \$16.3 million. During the three months ended December 31, 2003, the Company recorded a non-cash charge to decrease its deferred tax assets by approximately \$5.8 million to reflect this settlement. During 2004 and as a result of the settlement, the Company collected a previously claimed federal tax cash refund of approximately \$1.1 million, plus statutory interest, that related to 1996.

The pretax income from discontinued operations for the years ended December 31, 2005, 2004 and 2003 was \$2.1 million, \$12.8 million and \$12.2 million, respectively. The income tax expense related to discontinued operations for the years ended December 31, 2005, 2004 and 2003 was \$3.3 million, \$5.1 million and \$5.7 million, respectively. The Company incurred \$6.2 million in legal, accounting and other costs associated with the spinoff. These costs are nondeductible for income tax purposes.

J. Retirement Plans

Pension Plan

The Company has a defined benefit pension plan covering substantially all full-time employees. Retirement benefits are based on years of service and the employees' highest average compensation for five consecutive years during the last ten years of employment. The Company's funding policy is consistent with the funding requirements of existing federal laws and regulations under the Employee Retirement Income Security Act of 1974.

As discussed in Note B. Discontinued Operations, the Company completed the spinoff of its publishing and other businesses on December 30, 2005. In accordance with the terms of the related separation and distribution agreement the Company retained the pension obligation for its former employees but is not required to provide benefits for additional service after the date of the spinoff. In accordance with Statement of Financial Accounting Standards No. 88, *Employers' Accounting for Settlements and Curtailments of Defined Benefit Pension Plans and for Termination Benefits* ("SFAS No.

88”) the projected benefit obligation for those former employee participants in the Company’s plan has been curtailed resulting in a reduction in the unrecognized losses and the projected benefit obligation at December 31, 2005 of approximately \$1.1 million. This reduction had no effect on the Company’s statement of operations for the year ended December 31, 2005.

The measurement dates used to determine the benefit information for the Company’s active defined benefit pension plan were December 31, 2005 and December 31, 2004, respectively. The following summarizes the plan’s funded status and amounts recognized in the Company’s consolidated balance sheets at December 31, 2005 and 2004, respectively (dollars in thousands):

J. Retirement Plans (Continued)

Pension Plan (Continued)

	December 31,	
	2005	2004
Change in projected benefit obligation:		
Projected benefit obligation at beginning of year	\$21,816	\$14,423
Service cost	2,915	2,184
Interest cost	1,301	1,035
Actuarial (gains) losses	1,030	4,661
Curtailement resulting from spinoff of TCM	(1,083)	-0-
Benefits paid	(481)	(487)
Projected benefit obligation at end of year	<u>\$25,498</u>	<u>\$21,816</u>
Change in plan assets:		
Fair value of plan assets at beginning of year	\$12,995	\$11,331
Actual return on plan assets	678	559
Company contributions	4,687	1,592
Benefits paid	(481)	(487)
Fair value of plan assets at end of year	<u>\$17,879</u>	<u>\$12,995</u>
Funded status:		
Underfunded status of the plan	\$ (7,618)	\$ (8,821)
Unrecognized net actuarial loss	5,473	5,740
Unrecognized net transition amount	-0-	-0-
Unrecognized prior service cost	-0-	-0-
Net liability	(2,145)	(3,081)
Unfunded accumulated benefit obligation at end of year	<u>(3,765)</u>	<u>(5,311)</u>
Additional minimum liability	<u>\$ (1,620)</u>	<u>\$ (2,230)</u>

The accumulated benefit obligation for the defined benefit pension was \$21.6 million and \$18.3 million at December 31, 2005 and 2004, respectively. The increases in the accumulated benefit obligation is due primarily to the current year \$2.9 million in service cost representing approximately 3.7% of current year covered payroll and \$1.3 million in interest cost. The long-term rate of return on assets assumption was chosen from a best estimate range based upon the anticipated long-term returns for asset categories in which the plan is invested. The long term rate of return may be viewed as the sum of 3% inflation, 1% risk-free rate of return, and 3% risk premium. The estimated rate of increase in compensation levels is based on historical compensation increases for the Company’s employees.

	Year Ended December 31,	
	2005	2004
Weighted-average assumptions used to determine net periodic benefit cost:		
Discount rate	5.75%	6.75%
Expected long-term rate of return on plan assets	7.00%	7.00%
Estimated rate of increase in compensation levels	5.00%	5.00%

J. Retirement Plans (Continued)

Pension Plan (Continued)

	As of December 31,	
	2005	2004
Weighted-average assumptions used to determine benefit obligations:		
Discount rate	5.75%	5.75%
Estimated rate of increase in compensation levels	5.00%	5.00%

Pension expense is computed using the projected unit credit actuarial cost method. The net periodic pension cost includes the following components (in thousands):

	Year Ended December 31,		
	2005	2004	2003
Components of net periodic pension cost:			
Service cost	\$2,915	\$2,184	\$1,257
Interest cost	1,300	1,035	845
Expected return on plan assets	(943)	(806)	(672)
Amortization of prior service cost	-0-	-0-	-0-
Amortization of transition asset	-0-	-0-	-0-
Recognized net actuarial loss	479	55	-0-
Net periodic pension cost	<u>\$3,751</u>	<u>\$2,468</u>	<u>\$1,430</u>

Estimated future benefit payments are as follows (in thousands):

	Amount
Estimated future benefit payments for subsequent ten years:	
2006	\$ 580
2007	630
2008	726
2009	821
2010	965
2011-2015	\$7,651

The Company's pension plan weighted-average asset allocations by asset category are as follows:

Asset Category:	As of December 31,	
	2005	2004
Insurance general account	33%	43%
Equity accounts	31%	21%
Fixed income account	13%	21%

Cash equivalents	<u>23%</u>	<u>15%</u>
Total	<u>100%</u>	<u>100%</u>

The investment objective is to achieve a consistent total rate of return (income, appreciation, and reinvested funds) that will equal or exceed the actuarial assumption with aversion to significant volatility.

J. Retirement Plans (Continued)

Pension Plan (Continued)

The following is the target asset allocation:

Asset class:	<u>Target Range</u>
Large cap equities	23% to 91%
Mid cap equities	0% to 15%
Small cap equities	0% to 16%
International equities	5% to 25%
Fixed income	0% to 30%
Cash	0% to 20%

The equity strategy is a diversified portfolio of attractively priced, financially sound companies. The fixed income strategy is a portfolio of obligations generally rated A or better with no maturity restrictions and an actively managed duration. The cash equivalents strategy uses securities of the highest credit quality.

Acquired Pension Plans

In past years the Company has acquired several companies and the assumption of two underfunded pension plans (the “acquired pension plans”). The acquired pension plans were frozen by their prior plan sponsors and no new participants can be added to the acquired pension plans. Combined, the acquired pension plans have 119 participants as compared to the Company’s active plan which has approximately 2,300 participants and is described above. As of December 31, 2005 for the acquired pension plans, the combined plan assets were \$4.2 million and the combined projected benefit obligation was \$5.0 million. The net liability for the two acquired pension plans is recorded as a liability in the Company’s financial statements as of December 31, 2005 and 2004. For the year ended December 31, 2005 an additional minimum pension liability and a charge to other comprehensive income was recognized in the amount of \$116,000.

Contributions

The Company expects to contribute approximately \$3.1 million in total to the Company’s active plan and the acquired pension plans during the year ended December 31, 2006

Capital Accumulation Plan

The Gray Television, Inc. Capital Accumulation Plan (the "Capital Accumulation Plan") provides additional retirement benefits for substantially all employees. The Capital Accumulation Plan is intended to meet the requirements of section 401(k) of the Internal Revenue Code of 1986.

The Capital Accumulation Plan allows an investment option in the Company's Common Stock and Class A Common Stock. It also allows for the Company's percentage match to be made by a contribution of the Company's Common Stock. The Company reserved 1,300,000 shares of the Company's Common Stock for issuance under the Capital Accumulation Plan. As of December 31, 2005, 431,024 shares were available for the plan.

J. Retirement Plans (Continued)

Capital Accumulation Plan (Continued)

Employee contributions to the Capital Accumulation Plan, not to exceed 6% of the employees' gross pay, are matched by Company contributions. The Company's percentage match amount is declared by the Company's Board of Directors before the beginning of each plan year and is made by a contribution of the Company's Common Stock. The Company's percentage match was 50% for the three years ended December 31, 2005. The Company contributions vest, based upon each employee's number of years of service, over a period not to exceed five years.

In addition to the Company's matching contributions, the Company authorized a voluntary contribution for 2005, 2004 and 2003 for active participants in the Capital Accumulation Plan. This voluntary contribution was equal to 1% of each active participant's earnings for 2005 and 2003, and 2% of each active participant's earnings for 2004. The Company's matching and voluntary contributions are as follows (in thousands):

	Year Ended December 31,					
	2005		2004		2003	
	Shares	Amount	Shares	Amount	Shares	Amount
Contributions to the Capital Accumulation Plan						
Matching contributions	141	\$1,633	94	\$1,301	112	\$1,331
Voluntary contributions	76	\$ 651	81	\$1,259	39	\$ 595

Included in the contributions listed above are amounts related to the Company's discontinued operations totaling \$287,000, \$371,000 and \$371,000 in the years ended December 31, 2005, 2004 and 2003, respectively.

Employee Stock Purchase Plan

On May 14, 2003, the Company's shareholders approved the adoption of the Gray Television, Inc. Employee Stock Purchase Plan (the "Stock Purchase Plan"). The Stock Purchase Plan is intended to qualify as an "employee stock purchase plan" under Section 423 of the Internal Revenue Code and to provide eligible employees of the Company with an opportunity to purchase the Common Stock through payroll deductions. An aggregate of 500,000 shares of the Common Stock are reserved for issuance under the Stock Purchase Plan and are available for purchase, subject to adjustment in the event of a stock split, stock dividend or other similar change in the Common Stock or the capital structure of the Company. As of December 31, 2005, 408,561 shares were available under the plan. The price per share at which shares of Common Stock may be purchased under the Stock Purchase Plan during any purchase

period is 85% of the fair market value of the Common Stock on the last day of the purchase period. The Company's board of directors has the discretion to establish a different purchase price for a purchase period provided that such purchase price will not be less than 85% of the fair market value of the Common Stock on the transaction date.

K. Commitments and Contingencies

The Company has various operating lease commitments for equipment, land and office space. The Company also has commitments for various syndicated television programs and for digital television ("DTV") equipment.

The Company has two types of syndicated television program contracts: first run programs and off network reruns. The first run programs are programs such as *Oprah* and the off network programs are programs such as *Seinfeld*. The two program types are different in that the first run programs have not been produced at the time the contract is signed and the off network programs have been produced.

Future minimum payments under operating leases with initial or remaining noncancelable lease terms in excess of one year, obligations for syndicated television programs as described above and commitments for DTV equipment that had been ordered but not yet been received are as follows (in thousands):

Year	DTV Equipment	Operating Lease	Syndicated Television Programming	Total
2006	\$ 3,110	\$ 1,348	\$ 3,635	\$ 8,093
2007	-0-	1,064	9,889	10,953
2008	-0-	865	9,011	9,876
2009	-0-	612	8,010	8,622
2010	-0-	416	6,329	6,745
Thereafter	-0-	765	3,198	3,963
	\$ 3,110	\$ 5,070	\$ 40,072	\$ 48,252

The DTV equipment, operating lease and syndicated television programming amounts in the table above are estimates of commitments that are in addition to the liabilities accrued for on the Company's balance sheet as of December 31, 2005.

Leases

The Company has no material capital leases. Where leases include rent holidays, rent escalations, rent concessions and leasehold improvement incentives, the value of these incentives are amortized over the lease term including anticipated renewal periods. Leasehold improvements are depreciated over the associated lease term including anticipated renewal periods. Rent expense resulting from operating leases for the years ended December 31, 2005, 2004 and 2003 were \$1.3 million, \$1.2 million and \$1.2 million, respectively.

Related Party Contract

Through a rights-sharing agreement with Host Communications, Inc. (“Host”), a wholly owned subsidiary of TCM and a related party, the Company participated jointly with Host in the marketing, selling and broadcasting of certain collegiate sporting events and in related programming, production and other associated activities related to the University of Kentucky. This initial agreement commenced April 1, 2000 and terminated April 15, 2005. The Company shared with Host the profit or loss from these activities. Individual revenues and expenses under this agreement were not separately recorded in the Company's statement of operations; rather the net amount received was included in broadcasting revenues. The Company's operating results for 2005, 2004 and 2003 include net income from these activities of \$123,356, \$101,475 and \$104,396. As a result of the rights-sharing agreement, in certain

K. Commitments and Contingencies (Continued)

Related Party Contract (Continued)

circumstances, the Company could be called upon for payment of a share of certain upfront rights fees. During 2003, the Company paid \$1.5 million to Host as an advance under this provision. No similar payments were made in 2004 or 2005. As of December 31, 2005, Host owed to the Company \$1.0 million from the advance in 2003, \$332,000 of undistributed earnings from this rights-sharing agreement as well as \$310,000 unrelated to the first rights-sharing agreement for a total of \$1.6 million. As of December 31, 2005 and 2004, the Company had \$1.6 million and \$1.4 million respectively, recorded as a related party receivable. Between January 1, 2006 and February 17, 2006, the Company received payments totaling \$1.6 for full payment of this related party receivable. Certain executive officers and significant stockholders of Gray are also executive officers and significant stockholders of TCM.

On October 12, 2004, the University of Kentucky jointly awarded a second sports marketing agreement to the Company and Host. The new agreement commenced on April 16, 2005 and has an initial term of seven years with the option to extend the license for three additional years. Aggregate license fees to be paid to the University of Kentucky over a full ten year term for the agreement will approximate \$80.5 million. The Company and Host will share equally the cost of the license fees. Under the new sports marketing agreement, the Company paid \$1.8 million to the University of Kentucky and recognized a loss of \$137,000 during 2005.

Legal proceedings and claims

The Company is subject to legal proceedings and claims that arise in the normal course of its business. In the opinion of management, the amount of ultimate liability, if any, with respect to these actions, will not materially affect the Company's financial position.

Tarzian Litigation

The Company has an equity investment in Sarkes Tarzian, Inc. (“Tarzian”) representing shares in Tarzian which were originally held by the estate of Mary Tarzian (the “Estate”). As described more fully below, the Company's ownership of the Tarzian shares is subject to certain litigation.

On February 12, 1999, Tarzian filed suit in the United States District Court for the Southern District of Indiana against U.S. Trust Company of Florida Savings Bank as Personal Representative of the Estate, claiming that Tarzian had a binding and enforceable contract to purchase the Tarzian shares from the Estate. On February 3, 2003, the Court entered judgment on a jury verdict in favor of Tarzian for breach of contract and awarding Tarzian \$4.0 million in damages. The Estate appealed the judgment and the Court's rulings on certain post-trial motions, and Tarzian cross-appealed. On February 14, 2005, the U.S. Court of

Appeals for the Seventh Circuit issued a decision concluding that no contract was ever created between Tarzian and the Estate, reversing the judgment of the District Court, and remanding the case to the District Court with instructions to enter judgment for the Estate. Tarzian's petition for rehearing was denied by the Seventh Circuit Court of Appeals, and the U.S. Supreme Court denied Tarzian's petition for certiorari. Tarzian also filed a motion for a new trial in the District Court based on the Estate's alleged failure to produce certain documents in discovery. The District Court denied Tarzian's motion, and on February 24, 2006, the Seventh Circuit Court of Appeals affirmed the District Court's ruling. Tarzian has not petitioned for rehearing and has 90 days from the date of the Seventh Circuit's opinion in which to petition the U.S. Supreme Court for certiorari. The Company cannot predict when the final resolution of this litigation will occur.

K. Commitments and Contingencies (Continued)

Tarzian Litigation (Continued)

On March 7, 2003, Tarzian filed suit in the United States District Court for the Northern District of Georgia against Bull Run Corporation and the Company for tortious interference with contract and conversion. The lawsuit alleges that Bull Run Corporation and the Company purchased the Tarzian shares with actual knowledge that Tarzian had a binding agreement to purchase the stock from the Estate. The lawsuit seeks damages in an amount equal to the liquidation value of the interest in Tarzian that the stock represents, which Tarzian claims to be as much as \$75 million, as well as attorneys' fees, expenses, and punitive damages. The lawsuit also seeks an order requiring the Company and Bull Run Corporation to turn over the stock certificates to Tarzian and relinquish all claims to the stock. The stock purchase agreement with the Estate would permit the Company to make a claim against the Estate in the event that title to the Tarzian Shares is ultimately awarded to Tarzian. There is no assurance that the Estate would have sufficient assets to honor any or all of such potential claims. The Company filed its answer to the lawsuit on May 14, 2003 denying any liability for Tarzian's claims. On May 27, 2005, the Court issued an Order administratively closing the case pending resolution of Tarzian's lawsuit against the Estate in Indiana federal court. The Company believes it has meritorious defenses and intends to vigorously defend the lawsuit. The Company cannot predict when the final resolution of this litigation will occur.

L. Goodwill and Intangible Assets

A summary of changes in the Company's goodwill and other intangible assets for the years ended December 31, 2005 and 2004 is as follows (in thousands):

	Net Balance at December 31, 2004	Acquisitions And Adjustments	Impairments	Amortization	Net Balance at December 31, 2005
Goodwill	\$ 137,079	\$ 85,315	\$ -0-	\$ -0-	\$ 222,394
Broadcast licenses	921,910	101,518	-0-	-0-	1,023,428
Definite lived intangible assets	<u>2,832</u>	<u>1,859</u>	<u>-0-</u>	<u>(1,033)</u>	<u>3,658</u>
Total intangible assets net of accumulated amortization	<u>\$ 1,061,821</u>	<u>\$ 188,692</u>	<u>\$ -0-</u>	<u>\$ (1,033)</u>	<u>\$ 1,249,480</u>
	Net Balance at December 31, 2003	Acquisitions And Adjustments	Impairments	Amortization	Net Balance at December 31, 2004

Goodwill	\$ 137,079	\$ -0-	\$ -0-	\$ -0-	\$ 137,079
Broadcast licenses	920,882	1,028	-0-	-0-	921,910
Definite lived intangible assets	<u>3,752</u>	<u>-0-</u>	<u>-0-</u>	<u>(920)</u>	<u>2,832</u>
Total intangible assets net of accumulated amortization	<u>\$ 1,061,713</u>	<u>\$ 1,028</u>	<u>\$ -0-</u>	<u>\$ (920)</u>	<u>\$ 1,061,821</u>

L. Goodwill and Intangible Assets (Continued)

As of December 31, 2005 and 2004, the Company's intangible assets and related accumulated amortization consisted of the following (in thousands):

	As of December 31, 2005			As of December 31, 2004		
	Gross	Accumulated Amortization	Net	Gross	Accumulated Amortization	Net
Intangible assets not subject to amortization:						
Broadcast licenses	\$ 1,077,127	\$ (53,699)	\$ 1,023,428	\$ 975,609	\$ (53,699)	\$ 921,910
Goodwill	<u>222,394</u>	<u>-0-</u>	<u>222,394</u>	<u>137,079</u>	<u>-0-</u>	<u>137,079</u>
	<u>\$ 1,299,521</u>	<u>\$ (53,699)</u>	<u>\$ 1,245,822</u>	<u>\$ 1,112,688</u>	<u>\$ (53,699)</u>	<u>\$ 1,058,989</u>
Intangible assets subject to amortization:						
Network affiliation agreements	\$ 523	\$ (419)	\$ 104	\$ 523	\$ (343)	\$ 180
Other definite lived intangible assets	<u>11,929</u>	<u>(8,375)</u>	<u>3,554</u>	<u>10,161</u>	<u>(7,509)</u>	<u>2,652</u>
	<u>\$ 12,452</u>	<u>\$ (8,794)</u>	<u>\$ 3,658</u>	<u>\$ 10,684</u>	<u>\$ (7,852)</u>	<u>\$ 2,832</u>
Total intangibles	<u>\$ 1,311,973</u>	<u>\$ (62,493)</u>	<u>\$ 1,249,480</u>	<u>\$ 1,123,372</u>	<u>\$ (61,551)</u>	<u>\$ 1,061,821</u>

During 2005, the Company recorded additional goodwill, broadcast licenses and definite lived intangible assets related to the acquisitions of KKCO-TV, WSWG-TV and WSAZ-TV. During 2004, the Company recorded an additional broadcast license asset related to the acquisition of WCAV-TV. The Company recorded amortization expense for the years ended December 31, 2005, 2004 and 2003 of \$1.0 million, \$920,000 and \$5.2 million, respectively. Based on the current amount of intangible assets subject to amortization, the amortization expense for the succeeding five years is as follows: 2006: \$1.9 million; 2007: \$441,000; 2008: \$432,000; 2009: \$235,000 and 2010: \$146,000. As acquisitions and dispositions occur in the future, actual amounts may vary from these estimates.

M. Selected Quarterly Financial Data (Unaudited)

	Fiscal Quarters			
	First	Second	Third	Fourth
	(In thousands, except for per share data)			
Year Ended December 31, 2005:				
Operating revenues	\$ 58,309	\$ 67,988	\$ 62,281	\$72,975
Operating income	11,217	19,649	12,490	17,505
Income (loss) from continuing operations	249	2,253	972	1,130
Income (loss) from discontinued operations, net of tax	1,826	1,140	771	(4,979)
Net income (loss) available to common stockholders	1,260	2,579	928	(7,053)
Basic per share information:				
Income (loss) from continuing operations	\$ (0.01)	\$ 0.03	\$ 0.00	\$ (0.05)
Income (loss) from discontinued operations	<u>0.04</u>	<u>0.02</u>	<u>0.02</u>	<u>(0.10)</u>
Net income (loss) available to common stockholders	<u>\$ 0.03</u>	<u>\$ 0.05</u>	<u>\$ 0.02</u>	<u>\$ (0.15)</u>
Diluted per share information:				
Income (loss) from continuing operations	\$ (0.01)	\$ 0.03	\$ 0.00	\$ (0.05)
Income (loss) from discontinued operations	<u>0.04</u>	<u>0.02</u>	<u>0.02</u>	<u>(0.10)</u>
Net income (loss) available to common stockholders	<u>\$ 0.03</u>	<u>\$ 0.05</u>	<u>\$ 0.02</u>	<u>\$ (0.15)</u>
Year Ended December 31, 2004:				
Operating revenues	\$ 61,910	\$ 71,235	\$ 73,658	\$86,470
Operating income	16,463	26,875	26,370	30,707
Income from continuing operations	3,719	10,119	9,807	12,872
Income from discontinued operations, net of tax	1,783	2,078	1,975	1,932
Net income available to common stockholders	4,680	11,376	10,967	13,990
Basic per share information:				
Income from continuing operations	\$ 0.06	\$ 0.19	\$ 0.18	\$ 0.25
Income from discontinued operations	<u>0.03</u>	<u>0.04</u>	<u>0.04</u>	<u>0.04</u>
Net income available to common stockholders	<u>\$ 0.09</u>	<u>\$ 0.23</u>	<u>\$ 0.22</u>	<u>\$ 0.29</u>

Diluted per share information:

Income from continuing operations	\$ 0.06	\$ 0.18	\$ 0.18	\$ 0.24
Income from discontinued operations	<u>0.03</u>	<u>0.04</u>	<u>0.04</u>	<u>0.04</u>
Net income available to common stockholders	<u>\$ 0.09</u>	<u>\$ 0.22</u>	<u>\$ 0.22</u>	<u>\$ 0.28</u>

Because of the method used in calculating per share data, the quarterly per share data will not necessarily add to the per share data as computed for the year.

During the fourth quarter of the year ended December 31, 2005, the Company recorded \$3.6 million of transaction costs related to the completion of the spinoff of its publishing and wireless businesses to TCM and recorded a \$3.2 million impairment charge of the FCC license for its wireless business. These amounts are included in the results of the discontinued operations. See Note B. Discontinued Operations for further discussion of the TCM spinoff and impairment charge. Also during the fourth quarter of the year ended December 31, 2005, the Company modified the conversion price of the Company's Series C Preferred Stock. The modification of the conversion price resulted in a non-cash deemed dividend to the preferred stockholders of approximately \$2.4 million. See Note G. Redeemable Preferred Stock for further discussion.

Item 9. Changes in and Disagreements with Accountants on Accounting and Financial Disclosure.

None

Item 9A. Controls and Procedures.

Evaluation of Disclosure Controls and Procedures

An evaluation as of December 31, 2005 was carried out under the supervision and with the participation of management, including the Chief Executive Officer ("CEO") and the Chief Financial Officer ("CFO"), of the effectiveness of the Company's disclosure controls and procedures (as defined in Rule 13a-15(e) of the Securities Exchange Act of 1934, as amended). Based on that evaluation, the CEO and the CFO have concluded that the Company's disclosure controls and procedures are effective.

Changes in Internal Control Over Financial Reporting

No change in the Company's internal control over financial reporting occurred during the quarter ended December 31, 2005 that materially affected, or is reasonably likely to materially affect, the Company's internal control over financial reporting.

Management's Report on Internal Control Over Financial Reporting and Attestation Report of our Independent Registered Public Accounting Firm

Our Management's Report on Internal Control over Financial Reporting and Attestation Report of our Independent Registered Public Accounting Firm thereon are set forth in Item 8. of this Annual Report on Form 10-K.

Item 9B. Other Information.

None.

PART III

Item 10. Directors and Executive Officers of the Registrant.

The information relating to our directors and audit committee, compliance with Section 16(a) of the Exchange Act, and our code of ethics applicable to our chief executive, financial and accounting officers set forth in the Company's definitive Proxy Statement for the 2006 Annual Meeting of Shareholders (to be filed within 120 days after December 31, 2005) is incorporated herein by reference. In addition, the information set forth under "Executive Officers of the Registrant" in Part I of this Report is incorporated herein by reference.

Item 11. Executive Compensation.

The information set forth in "Proposal No. One: Election of Directors" under the headings "Executive Compensation," "Compensation of Directors," "Employment Agreements" and "Compensation Committee Interlocks and Insider Participation" in the Company's definitive Proxy Statement for the 2006 Annual Meeting of Shareholders is incorporated herein by reference.

Item 12. Security Ownership of Certain Beneficial Owners and Management and Related Stockholder Matters.

The information set forth in "Proposal No. One: Election of Directors" under the heading "Share Ownership" in the Company's definitive Proxy Statement for the 2006 Annual Meeting of Shareholders is incorporated herein by reference.

Equity Compensation Plan Information

The following table gives information about the Common Stock and Class A Common Stock that may be issued upon the exercise of options, warrants and rights under all existing equity compensation plans as of December 31, 2005.

Equity Compensation Plan Information

<u>Plan Category</u>	<u>Number of securities to be issued upon exercise of outstanding options, warrants and rights</u>	<u>Weighted-average exercise price of outstanding options, warrants and rights</u>	<u>Number of securities remaining available for future issuance under equity compensation plans (excluding securities reflected in 1st column)</u>
Common			
Equity compensation plans approved by security holders ⁽¹⁾	1,664,378	\$ 11.20	4,598,532
Equity compensation plans not approved by security holders ⁽²⁾	<u>-0-</u>	\$ -0-	<u>-0-</u>
Total	<u>1,664,378</u>		<u>4,598,532</u>
Class A Common			
Equity compensation plans approved by security holders ⁽³⁾	19,337	\$ 17.81	1,350
Equity compensation plans not approved by security holders	<u>-0-</u>	\$ -0-	<u>-0-</u>
Total	<u>19,337</u>		<u>1,350</u>

(1) Includes securities available for future issuance under the 2002 Long-Term Incentive Plan.

(2) Includes securities available for future issuance under the 2002 Long-Term Incentive Plan.

Item 13. Certain Relationships and Related Transactions.

The information set forth in "Proposal No. One: Election of Directors" under the headings "Certain Relationships and Related Transactions" and "Compensation Committee Interlocks and Insider

Participation" in the Company's definitive Proxy Statement for the 2006 Annual Meeting of Shareholders is incorporated herein by reference.

Item 14. Principal Accountant Fees and Services.

The information set forth in the Company's definitive Proxy Statement for the 2006 Annual Meeting of Shareholders concerning principal accountant fees and services is incorporated herein by reference.

PART IV

Item 15. Exhibits and Financial Statement Schedules.

(a) (1) and (2) List of Financial Statements and Financial Statement Schedules.

(1) Financial Statements.

See Item Part II, Item 8. for the index of financial statements.

(2) Financial statement schedules.

The following financial statement schedule of Gray Television, Inc. and subsidiaries is included in Item 15(c):

Schedule II – Valuation and qualifying accounts.

All other schedules for which provision is made in the applicable accounting regulation of the Securities and Exchange Commission are not required under the related instructions or are inapplicable and therefore have been omitted.

(b) Exhibits.

- 3.1 Articles of Amendment to the restated Articles of Incorporation of Gray Television, Inc. dated June 1, 2004
- 3.2 Bylaws of Gray Television, Inc., as amended (incorporated by reference to Exhibit 3.2 of the Company's Annual Report on Form 10-K for the fiscal year ended December 31, 1998, File No. 0-13796)
- 3.3 Amendment to bylaws of Gray Television, Inc. dated January 6, 1999
- 3.4 Amendment to the Restated Articles of Gray Television Inc., dated September 16, 2002 (incorporated by reference to Exhibit 3.4 of the Company's Annual Report on Form 10-K for the year ended December 31, 2002, File No. 1-13796)
- 4.1 See Exhibits 3.1 and 3.3 for provisions of the Articles of Incorporation and Bylaws defining rights of holders of the Common Stock
- 4.2 Indenture, for the Company's 9 ¼% Senior Subordinated Notes due 2011, dated as of September 15, 2001 (incorporated by reference to Exhibit 4.13 of the Company's Annual Report on Form 10-K for the fiscal year ended December 31, 2001, File No. 0-13796)

- 4.3 Supplemental Indenture, for the Company's 9 ¼% Senior Subordinated Notes due 2011, dated as of September 10, 2002 (incorporated by reference to Exhibit 4.2 of the Company's Current Report on Form 8-K, filed on September 9, 2002, File No. 0-13796)
- 4.4 Warrant, dated January 4, 1996, to purchase 487,500 shares of Class A Common Stock (incorporated by reference to Exhibit 10.13 of the Company's Registration Statement on Form S-1, Registration No. 333-04340)
- 4.5 Form of Warrant, to purchase 500,000 shares of Class A Common Stock (incorporated by reference to Exhibit 10.18 of the Company's Registration Statement on Form S-1, Registration No. 333-04338)
- 4.6 Registration Rights Agreement, dated as of December 21, 2001, by and among Gray Television, Inc., First Union Securities, Inc., Banc of America Securities, LLC, and Allen & Company, Incorporated (incorporated by reference to Exhibit 4.2 of the Company's Registration Statement on Form S-4, Registration No. 333-86068)
- 4.7 Registration Rights Agreement, dated as of April 22, 2002, by and among Gray Television, Inc. and Certain Investors (incorporated by reference to Exhibit 4.1 of the Company's Registration Statement on Form S-3, Registration No. 333-88694)
- 10.1 Sixth Amended and Restated Loan Agreement, dated November 22, 2005, by and among Gray Television, Inc., as Borrower, Wachovia Bank, National Association, as Administrative Agent, Wachovia Capital Markets, LLC, as Sole Lead Arranger and Sole Bookrunner, Bank of America, N.A., as Syndication Agent, and Deutsche Bank Trust Company Americas, Allied Irish Banks PLC, Key Bank National Association, and Goldman Sachs Credit Partners L.P., each as a Documentation Agent (incorporated by reference to Exhibit 99.1 of the Company's Current Report on Form 8-K, filed on November 29, 2005, File No. 1-13796)
- 10.2 Preferred Stock Purchase Agreement, dated as of April 22, 2002, by and among Gray Television, Inc. and Certain Investors (incorporated by reference to Exhibit 4.2 of the Company's Registration Statement on Form S-3, Registration No. 333-88694)
- 10.3 Exchange Agreement, dated as of April 22, 2002, by and among Gray Television, Inc. and certain holders of the Company's preferred stock (incorporated by reference to Exhibit 4.3 of the Company's Registration Statement on Form S-3, Registration No. 333-88694)
- 10.4 Agreement and Plan of Merger, dated as of June 4, 2002, by and among the Company, Gray MidAmerica Television, Inc. and Stations Holding Company, Inc. (incorporated by reference to Exhibit 2.1 of the Company's Registration Statement on Form S-3, Registration No. 333-88694)
- 10.5 Asset Purchase Agreement, dated as of June 4, 2002, by and among Chelsey Broadcasting Company, LLC, Benedek Broadcasting Corporation and Benedek License, Inc. (incorporated by reference to Exhibit 10.5 of the Company's Registration Statement on Form S-3, Registration No. 333-88694)

- 10.6 Form of Preferred Stock Exchange and Purchase Agreement, between the Company and Bull Run Corporation (incorporated by reference to Exhibit 10.17 to the Company's Registration Statement on Form S-1, Registration No. 333-04338)
- 10.7 Supplemental Pension Plan (incorporated by reference to Exhibit 10(a) of the Company's Registration Statement on Form 10, File No. 0-13796)*
- 10.8 Reserved
- 10.9 2002 Long-Term Incentive Plan (incorporated by reference to the Company's definitive Proxy Statement on Schedule 14A, filed on August 15, 2002)*
- 10.10 Reserved
- 10.11 Capital Accumulation Plan (incorporated by reference to Exhibit 10(i) to the Company's Annual Report on Form 10-K for the fiscal year ended December 31, 1994, File No. 0-13796)*
- 10.12 Directors' Restricted Stock Plan (incorporated by reference to Exhibit 10.12 of the Company's Annual Report on Form 10-K for the fiscal year ended December 31, 2002, File No. 1-13796)*
- 10.13 Reserved
- 10.14 Reserved
- 10.15 Asset Purchase Agreement, dated as of September 3, 2002, by and among Smith Television Group, Inc., Smith Television Holdings, Inc. and Gray Television, Inc. (incorporated by reference to Exhibit 10-15 of the Company's Annual Report on Form 10-K for the fiscal year ended December 31, 2002, File No. 1-13796)
- 10.16 Reserved
- 10.17 Warrant Purchase Agreement, dated April 15, 2003, between Bull Run Corporation and the Company (incorporated by reference to Exhibit 10.1 of the Company's Quarterly Report on Form 10-Q for the fiscal quarter ended September 30, 2003, filed on November 12, 2003, File No. 1-13796)
- 10.18 Stock Purchase Agreement, dated August 19, 2003, between Bull Run Corporation and the Company (incorporated by reference to Exhibit 10.2 of the Company's Quarterly Report on Form 10-Q for the fiscal quarter ended September 30, 2003, filed on November 12, 2003, File No. 1-13796)
- 14.1 Code of Ethics as approved by the Company's board of directors on March 3, 2004. (incorporated by reference to Exhibit 14.1 of the Company's Annual Report on Form 10-K for the fiscal year ended December 31, 2003, filed on March 12, 2004, File No. 1-13796)
- 16.1 Letter re: Change in Certifying Accountant (incorporated by reference to the Company's Current Report on Form 8-K, filed on January 8, 2002, File No. 0-13796)

- 21.1 Subsidiaries of the Registrant
- 23.1 Consent of PricewaterhouseCoopers LLP
- 24.1 Power of Attorney (contained in the signature page of this Report)
- 31.1 Rule 13 (a) – 14 (a) Certificate of Chief Executive Officer
- 31.2 Rule 13 (a) – 14 (a) Certificate of Chief Financial Officer
- 32.1 Section 1350 Certificate of Chief Executive Officer
- 32.2 Section 1350 Certificate of Chief Financial Officer

* Compensation Plan or Arrangement

(c) Financial Statement Schedules – The response to this section is submitted as a part of (a)(1) and (2).

SIGNATURES

Pursuant to the requirements of Section 13 or 15(d) of the Securities and Exchange Act of 1934, the Registrant has duly caused this report to be signed on its behalf by the undersigned, thereunto duly authorized.

Gray Television, Inc.

Date: March 16, 2006

By: /s/ J. MACK ROBINSON
 J. Mack Robinson,
 Chairman and Chief Executive Officer

POWER OF ATTORNEY

KNOW ALL MEN BY THESE PRESENTS, that each person whose signature appears below constitutes and appoints J. Mack Robinson, Robert S. Prather, Jr. and James C. Ryan, and each of them, as his true and lawful attorneys-in-fact and agents, with full powers of substitution and resubstitution for him, in his name place and stead, in any and all capacities, to sign any and all amendments to this Annual Report on Form 10-K, and to file the same, with all exhibits thereto, and other documents in connection therewith, with the Securities and Exchange Commission, granting unto said attorneys-in-fact and agents full power and authority to do and perform each and every act and thing requisite and necessary to be done in and about the premises as fully and to all intents and purposes as he might or could do in person, hereby ratifying and confirming all that said attorneys-in-fact and agents may lawfully do or cause to be done by virtue hereof.

Pursuant to the requirements of the Securities Exchange Act of 1934, this report has been signed below by the following persons on behalf of the Registrant and in the capacities and on the dates indicated.

Date: March 16, 2006

By: /s/ WILLIAM E. MAYHER, III
 William E. Mayher, III,
 Chairman of the Board

Date: March 16, 2006

By: /s/ J. MACK ROBINSON
 J. Mack Robinson, *Director, Chairman and*
 Chief Executive Officer

Date: March 16, 2006

By: /s/ RICHARD L. BOGER
 Richard L. Boger, *Director*

Date: March 16, 2006

By: /s/ RAY M. DEEVER
 Ray M. Deever, *Director*

Date: March 16, 2006

By: /s/ T. L. ELDER
 T. L. Elder, *Director*

Date: March 16, 2006

By: /s/ HILTON H. HOWELL, JR.
 Hilton H. Howell, Jr., *Director*

Date: March 16, 2006

By: /s/ ZELL B. MILLER
 Zell B. Miller, *Director*

Date: March 16, 2006

By: /s/ HOWELL W. NEWTON
Howell W. Newton, *Director*

Date: March 16, 2006

By: /s/ HUGH NORTON
Hugh Norton, *Director*

Date: March 16, 2006

By: /s/ ROBERT S. PRATHER, JR.
Robert S. Prather, Jr., *Director*

Date: March 16, 2006

By: /s/ HARRIETT J. ROBINSON
Harriett J. Robinson, *Director*

Date: March 16, 2006

By: /s/ JAMES C. RYAN
James C. Ryan,
Sr. Vice President & Chief Financial Officer

Date: March 16, 2006

By: /s/ JACKSON S. COWART, IV
Jackson S. Cowart, IV,
Chief Accounting Officer

GRAY TELEVISION, INC.

SCHEDULE II – VALUATION AND QUALIFYING ACCOUNTS

(amounts in thousands)

Col. A	Col. B	Col. C		Col. D	Col. E
<u>Description</u>	Balance at Beginning Of Period	Additions		Deductions (1)	Balance at End of Period
		Charged to Costs and Expenses	Charged to Other Accounts (2)		
Year Ended December 31, 2005					
Allowance for doubtful accounts	\$ 733	\$ 387	\$ 71	\$ 627	\$ 564
Valuation allowance for deferred tax asset	\$ 3,722	\$ 852	\$ -0-	\$ -0-	\$ 4,574
Year Ended December 31, 2004					
Allowance for doubtful accounts	\$ 998	\$ 308	\$ -0-	\$ 573	\$ 733
Valuation allowance for deferred tax asset	\$ 3,125	\$ 597	\$ -0-	\$ -0-	\$ 3,722
Year Ended December 31, 2003					
Allowance for doubtful accounts	\$ 1,057	\$ 375	\$ 83	\$ 517	\$ 998
Valuation allowance for deferred tax asset	\$ -0-	\$ 3,125	\$ -0-	\$ -0-	\$ 3,125

(1) Deductions are write-offs of amounts not considered collectible.

(2) Represents amounts recorded in connection with acquisitions.

EXHIBIT INDEX

<u>Exhibit Number</u>	<u>Description</u>
3.1	Articles of Amendment to the Restatement Articles of Incorporation of Gray Television Inc. dated June 1, 2004
3.3	Amendment to bylaws of Gray Television, Inc. dated January 6, 1999
21.1	Subsidiaries of the Registrant
23.1	Consent of PricewaterhouseCoopers LLP
31.1	Rule 13 (a) – 14 (a) Certificate of the Chief Executive Officer
31.2	Rule 13 (a) – 14 (a) Certificate of the Chief Financial Officer
32.1	Section 1350 Certificate of the Chief Executive Officer
32.2	Section 1350 Certificate of the Chief Financial Officer

ARTICLES OF AMENDMENT
TO THE
RESTATED ARTICLES OF INCORPORATION
OF
GRAY TELEVISION, INC.

I.

The name of the corporation is Gray Television, Inc.

II.

The first paragraph of Article 4 of the Restated Articles of Incorporation of the corporation is hereby deleted in its entirety and replaced with the following text:

"The total number of shares of all classes which the Corporation shall have authority to issue is 135,000,000 shares, consisting of 15,000,000 shares of Class A Common Stock, no par value ("Class A Common Stock"); 100,000,000 shares of Common Stock, no par value per share ("Common Stock"); and 20,000,000 shares of Preferred Stock "Preferred Stock")."

III.

This Amendment was duly adopted on May 26, 2004 by the Board of Directors and approved by each class of Shareholders entitled to vote in accordance with the provisions of Section 14-2-1003 of the Georgia Business Corporation Code on May 26, 2004.

(signature on the following page)

IN WITNESS WHEREOF, the corporation has caused these Articles of Amendment to be executed by its duly authorized officer on this the 1st day of June 2004.

GRAY TELEVISION, INC.

/s/ James C. Ryan

Name: James C. Ryan

Title: Vice President and Chief Financial Officer

By: Neal H. Ray, Power of Attorney

**AMENDMENT TO THE BYLAWS
OF GRAY COMMUNICATIONS SYSTEMS, INC.
JANUARY 6, 1999**

The Bylaws of Gray Communications Systems, Inc. were amended by the Board of Directors by Unanimous Written Consent on January 6, 1999 deleting the following sections in their entirety and substituting in lieu thereof the following:

NOW, THEREFORE, BE IT RESOLVED, that the Bylaws of the Company be, and the same hereby are, amended by deleting the current Section 2 of Article III thereof, in its entirety and substituting in lieu thereof the following:

Section 2 NUMBER, TENURE AND QUALIFICATIONS.

“The number of directors of the Corporation shall be not less than 3 nor more than 15, the exact number of which may be established by the Board of Directors. Each Director shall hold office until the next annual meeting of stockholders and until his or her successor shall have been elected and qualified. A majority of the directors shall be bona fide residents of the State of Georgia.”

FURTHER RESOLVED, that the Bylaws of the Company be, and the same hereby are, amended by deleting the current Section 8 of Article III thereof, in its entirety and substituting in lieu thereof the following:

Section 8 VACANCIES.

“Any vacancy occurring in the Board of Directors may be filled by the affirmative vote of a majority of the remaining directors though less than a quorum of the Board of Directors. A director elected to fill a vacancy shall be elected for the unexpired term of his predecessor in office. Any directorship to be filled by reason of an increase in the number of directors shall be filled by the affirmative vote of a majority of the Board of Directors but only for a term of office continuing until the next election of directors by the stockholders and until the election and qualification of the successor.”

Exhibit 21.1**List of Subsidiaries
Gray Television, Inc.
As of December 31, 2005**

Name of Subsidiary	Jurisdiction of Incorporation
WVLT-TV, Inc.	Georgia
Gray Television Group, Inc.	Delaware
Gray Television Licensee, Inc.	Delaware
Gray Texas LLC	Delaware
Gray Texas LP	Delaware

CONSENT OF INDEPENDENT REGISTERED PUBLIC ACCOUNTING FIRM

We hereby consent to the incorporation by reference in the Registration Statements on Form S-8 (Nos. 333-117248, 333-17773, 333-15711, 333-89855, 333-69098, 333-42377, 333-106753, 333-106752 and 333-106751) and Form S-3 (No. 333-88694) of Gray Television, Inc. of our report dated March 16, 2006 relating to the financial statements, financial statement schedule, management's assessment of the effectiveness of internal control over financial reporting and the effectiveness of internal control over financial reporting, which appears in this Form 10-K.

/s/PricewaterhouseCoopers LLP

Atlanta, Georgia
March 16, 2006

CERTIFICATION

EXHIBIT 31.1

I, J. Mack Robinson, certify that:

1. I have reviewed this annual report on Form 10-K of Gray Television, Inc.;
2. Based on my knowledge, this report does not contain any untrue statement of a material fact or omit to state a material fact necessary to make the statements made, in light of the circumstances under which such statements were made, not misleading with respect to the period covered by this report;
3. Based on my knowledge, the financial statements, and other financial information included in this report, fairly present in all material respects the financial condition, results of operations and cash flows of the registrant as of, and for, the periods presented in this report;
4. The registrant's other certifying officer(s) and I are responsible for establishing and maintaining disclosure controls and procedures (as defined in Exchange Act Rules 13a-15(e) and 15d-15(e)) and internal control over financial reporting (as defined in Exchange Act Rules 13a-15(f) and 15d-15(f)) for the registrant and have:
 - a) Designed such disclosure controls and procedures, or caused such disclosure controls and procedures to be designed under our supervision, to ensure that material information relating to the registrant, including its consolidated subsidiaries, is made known to us by others within those entities, particularly during the period in which this report is being prepared;
 - b) Designed such internal control over financial reporting, or caused such internal control over financial reporting to be designed under our supervision, to provide reasonable assurance regarding the reliability of financial reporting and the preparation of financial statements for external purposes in accordance with generally accepted accounting principles;
 - c) Evaluated the effectiveness of the registrant's disclosure controls and procedures and presented in this report our conclusions about the effectiveness of the disclosure controls and procedures, as of the end of the period covered by this report based on such evaluation; and
 - d) Disclosed in this report any change in the registrant's internal control over financial reporting that occurred during the registrant's most recent fiscal quarter (the registrant's fourth fiscal quarter in the case of an annual report) that has materially affected, or is reasonably likely to materially affect, the registrant's internal control over financial reporting; and
5. The registrant's other certifying officer(s) and I have disclosed, based on our most recent evaluation of internal control over financial reporting, to the registrant's auditors and the audit committee of the registrant's board of directors (or persons performing the equivalent functions):
 - a) All significant deficiencies and material weaknesses in the design or operation of internal control over financial reporting which are reasonably likely to adversely affect the registrant's ability to record, process, summarize and report financial information; and
 - b) Any fraud, whether or not material, that involves management or other employees who have a significant role in the registrant's internal control over financial reporting.

Date: March 16, 2006

By: /s/ J. Mack Robinson
Chairman and Chief Executive Officer

CERTIFICATION

EXHIBIT 31.2

I, James C. Ryan, certify that:

1. I have reviewed this annual report on Form 10-K of Gray Television, Inc.;
2. Based on my knowledge, this report does not contain any untrue statement of a material fact or omit to state a material fact necessary to make the statements made, in light of the circumstances under which such statements were made, not misleading with respect to the period covered by this report;
3. Based on my knowledge, the financial statements, and other financial information included in this report, fairly present in all material respects the financial condition, results of operations and cash flows of the registrant as of, and for, the periods presented in this report;
4. The registrant's other certifying officer(s) and I are responsible for establishing and maintaining disclosure controls and procedures (as defined in Exchange Act Rules 13a-15(e) and 15d-15(e)) and internal control over financial reporting (as defined in Exchange Act Rules 13a-15(f) and 15d-15(f)) for the registrant and have:
 - a) Designed such disclosure controls and procedures, or caused such disclosure controls and procedures to be designed under our supervision, to ensure that material information relating to the registrant, including its consolidated subsidiaries, is made known to us by others within those entities, particularly during the period in which this report is being prepared;
 - b) Designed such internal control over financial reporting, or caused such internal control over financial reporting to be designed under our supervision, to provide reasonable assurance regarding the reliability of financial reporting and the preparation of financial statements for external purposes in accordance with generally accepted accounting principles;
 - c) Evaluated the effectiveness of the registrant's disclosure controls and procedures and presented in this report our conclusions about the effectiveness of the disclosure controls and procedures, as of the end of the period covered by this report based on such evaluation; and
 - d) Disclosed in this report any change in the registrant's internal control over financial reporting that occurred during the registrant's most recent fiscal quarter (the registrant's fourth fiscal quarter in the case of an annual report) that has materially affected, or is reasonably likely to materially affect, the registrant's internal control over financial reporting; and
5. The registrant's other certifying officer(s) and I have disclosed, based on our most recent evaluation of internal control over financial reporting, to the registrant's auditors and the audit committee of the registrant's board of directors (or persons performing the equivalent functions):
 - a) All significant deficiencies and material weaknesses in the design or operation of internal control over financial reporting which are reasonably likely to adversely affect the registrant's ability to record, process, summarize and report financial information; and
 - b) Any fraud, whether or not material, that involves management or other employees who have a significant role in the registrant's internal control over financial reporting.

Date: March 16, 2006

By: /s/ James C. Ryan
Senior Vice President and Chief Financial Officer

CERTIFICATION PURSUANT TO 18 U.S.C. SECTION 1350

In connection with the accompanying annual report on Form 10-K of Gray Television, Inc. (the "Company") for the year ended December 31, 2005 (the "Periodic Report"), the undersigned Chief Executive Officer of the Company, hereby certifies pursuant to Title 18, Section 1350 United States Code, as adopted pursuant to Section 906 of the Sarbanes-Oxley Act of 2002, to the best of his individual knowledge and belief, that the Periodic Report fully complies with the requirements of Section 13(a) or 15(d) of the Securities Exchange Act of 1934 and that the information contained in the Periodic Report fairly presents, in all material respects, the financial condition and results of operations of the Company.

Date: March 16, 2006

/s/ J. Mack Robinson

J. Mack Robinson,
Chairman and Chief Executive Officer

A signed original of this written statement required by Section 906 has been provided to Gray Television, Inc. and will be retained by Gray Television, Inc. and furnished to the Securities and Exchange Commission or its staff upon request.

CERTIFICATION PURSUANT TO 18 U.S.C. SECTION 1350

In connection with the accompanying annual report on Form 10-K of Gray Television, Inc. (the “Company”) for the year ended December 31, 2005 (the “Periodic Report”), the undersigned Chief Financial Officer of the Company, hereby certifies pursuant to Title 18, Section 1350 United States Code, as adopted pursuant to Section 906 of the Sarbanes-Oxley Act of 2002, to the best of his individual knowledge and belief, that the Periodic Report fully complies with the requirements of Section 13(a) or 15(d) of the Securities Exchange Act of 1934 and that the information contained in the Periodic Report fairly presents, in all material respects, the financial condition and results of operations of the Company.

Date: March 16, 2006

/s/ James C. Ryan

James C. Ryan,
Senior Vice President and Chief Financial Officer

A signed original of this written statement required by Section 906 has been provided to Gray Television, Inc. and will be retained by Gray Television, Inc. and furnished to the Securities and Exchange Commission or its staff upon request.

Non-GAAP Financial Measures

Broadcast Cash Flow is defined as operating income, plus depreciation and amortization (including amortization of program broadcast rights), non-cash compensation, corporate overhead, (gain) loss on disposal of assets and payments received or due on network affiliation agreements less payments for program broadcast obligations and network compensation recognized.

Adjusted Broadcast Cash Flow is defined as Broadcast Cash Flow less corporate administrative expenses.

A reconciliation of net income to Adjusted Broadcast Cash Flow and Broadcast Cash Flow follows (in thousands):

	Year Ended December 31,	
	2005	2004
Net income	\$ 3,362	\$ 44,285
Adjustments to reconcile to Adjusted Broadcast Cash Flow:		
(Income) loss from discontinued operations, net	1,242	(7,768)
Income tax expense	3,723	22,905
Loss on early extinguishment of debt	6,543	-0-
Interest expense	46,549	41,972
Miscellaneous (income) expense, net	(558)	(979)
Loss (gain) on disposal of assets, net	1,401	(496)
Amortization of restricted stock awards	391	512
Amortization of intangible assets	1,034	920
Depreciation	24,456	21,955
Amortization of program broadcast rights	11,577	11,137
Common Stock contributed to 401(k) Plan excluding corporate 401(k) contributions	1,912	2,177
Network compensation revenue recognized	(5,095)	-0-
Network compensation per network affiliation agreement	8,031	-0-
Payments on program broadcast obligations	(11,452)	(11,055)
Adjusted Broadcast Cash Flow	<u>93,116</u>	<u>125,565</u>
Adjustment to reconcile to Broadcast Cash Flow:		
Corporate and administrative expenses	11,505	11,662
Broadcast Cash Flow	<u><u>\$ 104,621</u></u>	<u><u>\$ 137,227</u></u>

The company has included Broadcast Cash Flow and Adjusted Broadcast Cash Flow because such data is commonly used as a measure of performance for broadcast companies and is also used by certain investors and industry financial analysts to estimate a measure for the company's market value and the ability to service debt. Broadcast Cash Flow and Adjusted Broadcast Cash Flow are not, and should not, be used as an indicator or alternative to operating income, net income or cash flow from operations as reflected in the company's consolidated financial statements. Broadcast Cash Flow and Adjusted Broadcast Cash Flow are not measures of financial performance under generally accepted accounting principles and should not be considered in isolation or as a substitute for measures of performance in accordance with generally accepted accounting principles.

Cautionary Statements for Purposes of the "Safe Harbor" Provisions of the Private Securities Litigation Reform Act:

Comments on the company's current expectations of future operating results contained in this annual report are "forward looking" for purposes of the Private Securities Litigation Reform Act of 1995. Actual results of operations are subject to a number of risks and may differ materially from the current expectations discussed in this annual report. See Gray's annual report on Form 10-K included herein for a discussion of risk factors that may affect its ability to achieve the results contemplated by such forward looking statements.

BOARD OF DIRECTORS

William E. Mayher, III ^{(1) (2) (3) (4) (5) (6)}

Chairman of the Board of Gray Television, Inc.
Retired neurosurgeon

J. Mack Robinson ⁽³⁾

Chairman and Chief Executive Officer of Gray Television, Inc. and Chairman of the Executive Committee
Chairman *emeritus* of Triple Crown Media, Inc.
Chairman of the Board and President of Delta Life Insurance Company and Delta Fire and Casualty Insurance Company
Chairman of the Board of Atlantic American Corporation, an insurance holding company
Director *emeritus* of Wachovia Corporation

Robert S. Prather, Jr. ⁽³⁾

President and Chief Operating Officer of Gray Television, Inc.
Chairman of Triple Crown Media, Inc.

Hilton H. Howell, Jr. ⁽³⁾

Vice Chairman of Gray Television, Inc.
President and Chief Executive Officer of Atlantic American Corporation, an insurance holding company
Executive Vice President and General Counsel of Delta Life Insurance Company and Delta Fire and Casualty Insurance Company
Vice Chairman of Bankers Fidelity Life Insurance Company and Georgia Casualty and Surety Company
Director of Triple Crown Media, Inc.

Richard L. Boger ⁽¹⁾

President and Chief Executive Officer of Lex-Tek International, Inc., a computer and internet software development company of insurance and bank applications

Howell W. Newton ⁽¹⁾

President and Treasurer of Trio Manufacturing Co., a textile manufacturing company
Chairman of Gray's Audit Committee

Hugh E. Norton ^{(2) (4) (5) (6)}

President of Norco, Inc., an insurance agency
Real estate developer in Destin, Florida
Chairman of Gray's 2002 Long Term Incentive Plan Committee

Harriett J. Robinson

Director of Atlantic American Corporation, Delta Life Insurance Company and Delta Fire and Casualty Insurance Company

Ray M. Deaver ^{(2) (4) (5) (6)}

Past Chairman of the CBS Television Network Affiliates Advisory Board
Chairman of Gray's Management Personnel Committee

T. L. (Gene) Elder ⁽¹⁾

Senior partner of Tatum CFO Partners, L.P., a national firm of career CFO's
Certified Public Accountant in the state of Georgia

Zell B. Miller ^{(2) (4) (5) (6)}

Former United States Senator
Former Governor of the state of Georgia

Committees of the Board

- ⁽¹⁾ Audit Committee
- ⁽²⁾ 2002 Long Term Incentive Plan Committee
- ⁽³⁾ Executive Committee
- ⁽⁴⁾ Management Personnel Committee
- ⁽⁵⁾ Director Restricted Stock Plan Committee
- ⁽⁶⁾ Employee Stock Purchase Plan Committee

TELEVISION BROADCASTING

<p>WVLT-TV 6450 Papermill Drive Knoxville, TN 37919 865.450.8888 www.volunteertv.com</p>	<p>WNDU-TV 54516 State Rd. 933 N. South Bend, IN 46637 574.631.1616 www.wndu.com</p>	<p>WILX-TV 500 American Road Lansing, MI 48911 517.393.0110 www.wilx.com</p>	<p>WSWG-TV 107 2nd Avenue, SW Moultrie, GA 31768 229.985.1340 www.wswg.tv</p>	<p>WCAV/WVAW/WAHU-TV 999 2nd Street, SE Charlottesville, VA 22902 434.242.1919 www.wcav.tv</p>
<p>WKYT-TV 2851 Winchester Road Lexington, KY 40509 859.299.0411 www.wkyt.com</p>	<p>KKTV-TV 3100 N Nevada Avenue Colorado Springs, CO 80907 719.634.2844 www.kktv.com</p>	<p>KOLO-TV 4850 Ampere Drive Reno, NV 89502 775.858.8888 www.kolotv.com</p>	<p>WJHG-TV 8195 Front Beach Road Panama City, FL 32407-4820 850.234.7777 www.wjhg.com</p>	<p>KKCO-TV 2325 Interstate Avenue Grand Junction, CO 81505 970.243.1111 www.nbc11news.com</p>
<p>WSAZ-TV 645 Fifth Avenue Huntington, WV 25701 304.697.4780 www.wsaz.com</p>	<p>KWTX-TV 6700 American Plaza Waco, TX 76712 254.776.1330 www.kwtv.com</p>	<p>WRDW-TV 1301 Georgia Avenue North Augusta, SC 29841 803.278.1212 www.wrdw.com</p>	<p>KXII-TV 4201 Texoma Parkway Sherman, TX 75090 903.892.8123 www.kxii.com</p>	<p>WTAP-TV One Television Plaza Parkersburg, WV 26101 304.485.4588 www.wtap.com</p>
<p>KAKE/KLBY/KUPK-TV 1500 N West Street Wichita, KS 67203 316.943.4221 www.kake.com</p>	<p>KBTX-TV 4141 E 29th Street Bryan, TX 77802 979.846.7777 www.kbtv.com</p>	<p>WEAU-TV 1907 South Hastings Way Eau Claire, WI 54701 715.835.1313 www.weau.com</p>	<p>WTVY-TV 285 N Foster Street Dothan, AL 36303 334.792.3195 www.wtvynews4.com</p>	<p>WYMT-TV, WYMT-DT 199 Black Gold Boulevard Hazard, KY 41701 606.436.5757 www.wymtnews.com</p>
<p>WOWT-TV 3501 Farnam Street Omaha, NE 68131 402.346.6666 www.wowt.com www.upnomaha.com</p>	<p>KOLN/KGIN-TV 840 North 40th Street Lincoln, NE 68503 402.467.4321 www.kolnkgin.com</p>	<p>WIFR-TV 2523 N Meridian Road Rockford, IL 61101 815.987.5300 www.wifr.com</p>	<p>WHSV-TV 50 N Main Street Harrisonburg, VA 22802 540.433.9191 www.wHSV.com</p>	
<p>WMTV-TV 615 Forward Drive Madison, WI 53711 608.274.1515 www.nbc15.com</p>	<p>WITN-TV Highway 17 South Washington, NC 27889 252.946.3131 www.witntv.com</p>	<p>WSAW-TV 1114 Grand Avenue Wausau, WI 54403 715.845.4211 www.wsaw.com</p>	<p>WBKO-TV 2727 Russellville Road Bowling Green, KY 42101 270.781.1313 www.wbko.com</p>	
	<p>WCTV-TV 1801 Halstead Blvd. Tallahassee, FL 32309 850.893.6666 www.wctv6.com</p>	<p>WIBW-TV 631 SW Commerce Place Topeka, KS 66615 785.272.6397 www.wibw.com</p>	<p>WTOK-TV/DT 815 23rd Avenue Meridian, MS 39301 601.693.1441 www.wtok.com</p>	

CORPORATE OFFICES

GRAY TELEVISION, INC.

Executive Offices: 4370 Peachtree Road, NE Atlanta, GA 30319 404.504.9828	Administrative Offices: 126 N. Washington Street Albany, GA 31701 229.888.9390 www.gray.tv
--	--

OTHER INFORMATION

TRANSFER AGENT AND REGISTRAR
Mellon Investor Services LLC
Overpeck Center
85 Challenger Road
Ridgefield Park, NJ 07660-2108
888.835.2869
www.melloninvestor.com/isd

INDEPENDENT REGISTERED
PUBLIC ACCOUNTING FIRM
PricewaterhouseCoopers LLP
10 Tenth Street, Suite 1400
Atlanta, GA 30309
678.419.1000

TRUSTEE
For 9 1/4% Senior Subordinated Notes Due 2011
Deutsche Bank Trust Company Americas
c/o DB Services New Jersey, Inc.
100 Plaza One
Jersey City, NJ 07311

GRAY

TELEVISION, INC.

Executive Offices:
4370 Peachtree Road, NE
Atlanta, Georgia, 30319

Administrative Offices
126 N. Washington Street
Albany, Georgia 31701

www.gray.tv